


Test Data

Model Number: mUZPT-120-15-J0L

Model Name: DC POWER SUPPLY

INPUT: 85V – 264V AC, 50 / 60 Hz

OUTPUT: 15V 6.7A (13.4A_{peak})Minimum load : 0W
Rated load : 100.5W
Peak output power: 201.0W

Approved by :  (QA manager)
Designed by : Kazuhiko Gamada (R&D engineer)
Tested by : Hiroyuki Watanabe (Evaluation test engineer)

CONTENTS

1. Input Current (by Load Power)	1
入力電流(負荷特性)	
2. Efficiency	2
効率	
3. Power Factor	3
力率	
4. Line Regulation	4
静的入力変動	
5. Load Regulation	5
静的負荷変動	
6. Ambient Temperature Drift	6
周囲温度変動	
7. Output Rise Characteristics (at AC Power ON)	7
立ち上がり特性(AC 入力電圧投入時)	
8. Output Fall Characteristics (at AC Power OFF)	8
立ち下がり特性(AC 入力電圧停止時)	
9. Instantaneous Interruption Compensation (by Load Power)	9
瞬時停電保護	
10. Start-Up Voltage	10
起動電圧	
11. Input Voltage Sweep Up/Down	11
入力電圧緩動試験	
12. Dynamic Load Response	12
動的負荷変動	
13. Ripple / Noise Voltage	13-14
リップル電圧/ リップルノイズ	
14. Over-Current Protection	15
過電流保護	
15. Over-Voltage Protection	16
過電圧保護	
16. Inrush Current	17
突入電流	
17. Leakage Current	18
漏洩電流	

Model	mUZPT-120-15-J0L	Temperature: 25°C																																		
Item	Input Current (by Load Power)																																			
<p>Legend:</p> <ul style="list-style-type: none"> 85V AC (Blue diamonds) 100V AC (Magenta squares) 240V AC (Red triangles) 264V AC (Green crosses) 		<table border="1"> <thead> <tr> <th rowspan="2">Load Power [W]</th> <th colspan="4">Input Current [A rms]</th> </tr> <tr> <th>Input Voltage 85V AC</th> <th>Input Voltage 100V AC</th> <th>Input Voltage 240V AC</th> <th>Input Voltage 264V AC</th> </tr> </thead> <tbody> <tr> <td>0.0</td> <td>0.06</td> <td>0.06</td> <td>0.07</td> <td>0.09</td> </tr> <tr> <td>25.1</td> <td>0.38</td> <td>0.33</td> <td>0.23</td> <td>0.20</td> </tr> <tr> <td>50.3</td> <td>0.71</td> <td>0.60</td> <td>0.37</td> <td>0.31</td> </tr> <tr> <td>75.4</td> <td>1.05</td> <td>0.89</td> <td>0.50</td> <td>0.43</td> </tr> <tr> <td>100.5</td> <td>1.39</td> <td>1.16</td> <td>0.62</td> <td>0.53</td> </tr> </tbody> </table>	Load Power [W]	Input Current [A rms]				Input Voltage 85V AC	Input Voltage 100V AC	Input Voltage 240V AC	Input Voltage 264V AC	0.0	0.06	0.06	0.07	0.09	25.1	0.38	0.33	0.23	0.20	50.3	0.71	0.60	0.37	0.31	75.4	1.05	0.89	0.50	0.43	100.5	1.39	1.16	0.62	0.53
Load Power [W]	Input Current [A rms]																																			
	Input Voltage 85V AC	Input Voltage 100V AC	Input Voltage 240V AC	Input Voltage 264V AC																																
0.0	0.06	0.06	0.07	0.09																																
25.1	0.38	0.33	0.23	0.20																																
50.3	0.71	0.60	0.37	0.31																																
75.4	1.05	0.89	0.50	0.43																																
100.5	1.39	1.16	0.62	0.53																																

Model	mUZPT-120-15-J0L	Temperature: 25°C																														
Item	Efficiency																															
<p>■ Efficiency(by Input Voltage)</p> <table border="1"> <thead> <tr> <th>AC Input Voltage [V]</th> <th>50% Load</th> <th>Rated Load</th> </tr> </thead> <tbody> <tr><td>85</td><td>85.09</td><td>86.45</td></tr> <tr><td>100</td><td>85.60</td><td>87.58</td></tr> <tr><td>132</td><td>86.42</td><td>88.80</td></tr> <tr><td>176</td><td>87.26</td><td>89.68</td></tr> <tr><td>200</td><td>87.36</td><td>90.06</td></tr> <tr><td>220</td><td>87.76</td><td>90.30</td></tr> <tr><td>240</td><td>87.71</td><td>90.81</td></tr> <tr><td>264</td><td>88.22</td><td>90.92</td></tr> </tbody> </table>				AC Input Voltage [V]	50% Load	Rated Load	85	85.09	86.45	100	85.60	87.58	132	86.42	88.80	176	87.26	89.68	200	87.36	90.06	220	87.76	90.30	240	87.71	90.81	264	88.22	90.92		
AC Input Voltage [V]	50% Load	Rated Load																														
85	85.09	86.45																														
100	85.60	87.58																														
132	86.42	88.80																														
176	87.26	89.68																														
200	87.36	90.06																														
220	87.76	90.30																														
240	87.71	90.81																														
264	88.22	90.92																														
<p>■ Efficiency(by Load Power)</p> <table border="1"> <thead> <tr> <th rowspan="2">Load Power [W]</th> <th colspan="4">Efficiency [%]</th> </tr> <tr> <th>Input Voltage 85V AC</th> <th>Input Voltage 100V AC</th> <th>Input Voltage 240V AC</th> <th>Input Voltage 264V AC</th> </tr> </thead> <tbody> <tr><td>25.1</td><td>81.70</td><td>82.00</td><td>83.47</td><td>83.39</td></tr> <tr><td>50.3</td><td>85.09</td><td>85.60</td><td>87.71</td><td>88.22</td></tr> <tr><td>75.4</td><td>85.40</td><td>86.32</td><td>89.17</td><td>89.55</td></tr> <tr><td>100.5</td><td>86.45</td><td>87.58</td><td>90.81</td><td>90.92</td></tr> </tbody> </table>				Load Power [W]	Efficiency [%]				Input Voltage 85V AC	Input Voltage 100V AC	Input Voltage 240V AC	Input Voltage 264V AC	25.1	81.70	82.00	83.47	83.39	50.3	85.09	85.60	87.71	88.22	75.4	85.40	86.32	89.17	89.55	100.5	86.45	87.58	90.81	90.92
Load Power [W]	Efficiency [%]																															
	Input Voltage 85V AC	Input Voltage 100V AC	Input Voltage 240V AC	Input Voltage 264V AC																												
25.1	81.70	82.00	83.47	83.39																												
50.3	85.09	85.60	87.71	88.22																												
75.4	85.40	86.32	89.17	89.55																												
100.5	86.45	87.58	90.81	90.92																												

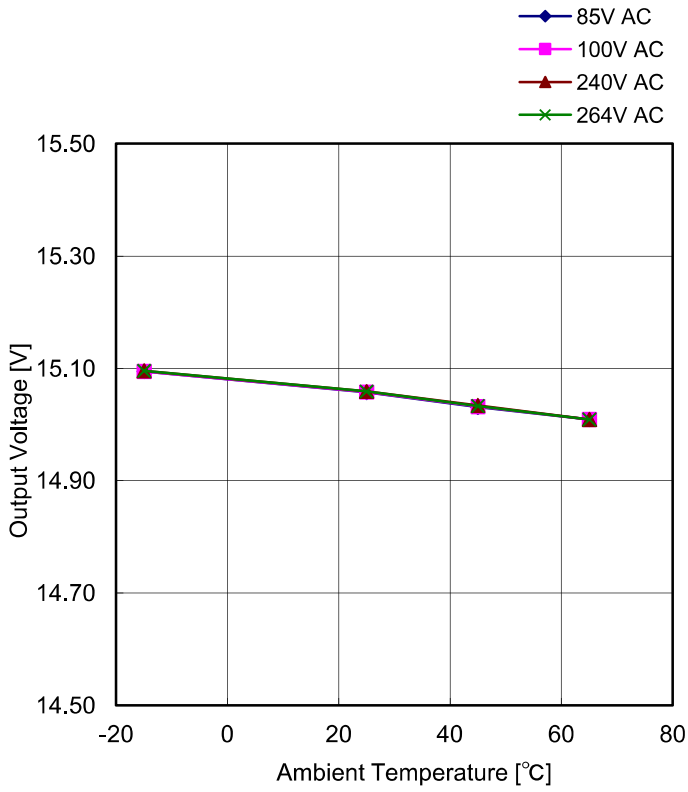
Model	mUZPT-120-15-J0L	Temperature: 25°C																														
Item	Power Factor																															
<p>■ Power Factor (by Input Voltage)</p> <table border="1"> <thead> <tr> <th>AC Input Voltage [V]</th> <th>50% Load</th> <th>Rated Load</th> </tr> </thead> <tbody> <tr><td>85</td><td>98.8</td><td>98.8</td></tr> <tr><td>100</td><td>97.6</td><td>99.3</td></tr> <tr><td>132</td><td>92.9</td><td>97.3</td></tr> <tr><td>176</td><td>83.9</td><td>93.5</td></tr> <tr><td>200</td><td>78.3</td><td>90.5</td></tr> <tr><td>220</td><td>74.2</td><td>87.4</td></tr> <tr><td>240</td><td>71.0</td><td>84.0</td></tr> <tr><td>264</td><td>69.3</td><td>79.9</td></tr> </tbody> </table>				AC Input Voltage [V]	50% Load	Rated Load	85	98.8	98.8	100	97.6	99.3	132	92.9	97.3	176	83.9	93.5	200	78.3	90.5	220	74.2	87.4	240	71.0	84.0	264	69.3	79.9		
AC Input Voltage [V]	50% Load	Rated Load																														
85	98.8	98.8																														
100	97.6	99.3																														
132	92.9	97.3																														
176	83.9	93.5																														
200	78.3	90.5																														
220	74.2	87.4																														
240	71.0	84.0																														
264	69.3	79.9																														
<p>■ Power Factor (by Load Power)</p> <table border="1"> <thead> <tr> <th rowspan="2">Load Power [W]</th> <th colspan="4">Power Factor [%]</th> </tr> <tr> <th>Input Voltage 85V AC</th> <th>Input Voltage 100V AC</th> <th>Input Voltage 240V AC</th> <th>Input Voltage 264V AC</th> </tr> </thead> <tbody> <tr><td>25.1</td><td>95.5</td><td>92.4</td><td>65.2</td><td>58.0</td></tr> <tr><td>50.3</td><td>98.8</td><td>97.6</td><td>78.3</td><td>69.3</td></tr> <tr><td>75.4</td><td>99.1</td><td>98.3</td><td>86.2</td><td>75.1</td></tr> <tr><td>100.5</td><td>98.8</td><td>99.3</td><td>90.5</td><td>79.9</td></tr> </tbody> </table>				Load Power [W]	Power Factor [%]				Input Voltage 85V AC	Input Voltage 100V AC	Input Voltage 240V AC	Input Voltage 264V AC	25.1	95.5	92.4	65.2	58.0	50.3	98.8	97.6	78.3	69.3	75.4	99.1	98.3	86.2	75.1	100.5	98.8	99.3	90.5	79.9
Load Power [W]	Power Factor [%]																															
	Input Voltage 85V AC	Input Voltage 100V AC	Input Voltage 240V AC	Input Voltage 264V AC																												
25.1	95.5	92.4	65.2	58.0																												
50.3	98.8	97.6	78.3	69.3																												
75.4	99.1	98.3	86.2	75.1																												
100.5	98.8	99.3	90.5	79.9																												

Model	mUZPT-120-15-J0L	Temperature: 25°C																		
Item	Line Regulation																			
<p>The graph plots Output Voltage [V] on the y-axis (ranging from 14.80 to 15.20) against AC Input Voltage [V] on the x-axis (ranging from 50 to 300). A single data series labeled 'Rated load' shows a nearly horizontal line at approximately 15.058V, indicating excellent line regulation.</p>		<table border="1"> <thead> <tr> <th>AC Input Voltage [V]</th> <th>Output Voltage [V]</th> </tr> </thead> <tbody> <tr> <td>85</td> <td>15.057</td> </tr> <tr> <td>100</td> <td>15.058</td> </tr> <tr> <td>132</td> <td>15.058</td> </tr> <tr> <td>176</td> <td>15.058</td> </tr> <tr> <td>200</td> <td>15.058</td> </tr> <tr> <td>220</td> <td>15.058</td> </tr> <tr> <td>240</td> <td>15.059</td> </tr> <tr> <td>264</td> <td>15.059</td> </tr> </tbody> </table>	AC Input Voltage [V]	Output Voltage [V]	85	15.057	100	15.058	132	15.058	176	15.058	200	15.058	220	15.058	240	15.059	264	15.059
AC Input Voltage [V]	Output Voltage [V]																			
85	15.057																			
100	15.058																			
132	15.058																			
176	15.058																			
200	15.058																			
220	15.058																			
240	15.059																			
264	15.059																			

Model	mUZPT-120-15-J0L	Temperature: 25°C																																																																	
Item	Load Regulation																																																																		
		<table border="1"> <thead> <tr> <th rowspan="2">Load Power [W]</th> <th colspan="4">Output Voltage [V]</th> </tr> <tr> <th>Input Voltage 85V AC</th> <th>Input Voltage 100V AC</th> <th>Input Voltage 240V AC</th> <th>Input Voltage 264V AC</th> </tr> </thead> <tbody> <tr> <td>0.0</td> <td>15.063</td> <td>15.063</td> <td>15.063</td> <td>15.065</td> </tr> <tr> <td>25.1</td> <td>15.063</td> <td>15.063</td> <td>15.063</td> <td>15.062</td> </tr> <tr> <td>50.3</td> <td>15.062</td> <td>15.062</td> <td>15.061</td> <td>15.062</td> </tr> <tr> <td>75.4</td> <td>15.061</td> <td>15.061</td> <td>15.061</td> <td>15.060</td> </tr> <tr> <td>100.5</td> <td>15.059</td> <td>15.059</td> <td>15.058</td> <td>15.057</td> </tr> <tr> <td>201.0</td> <td>15.062</td> <td>15.062</td> <td>15.061</td> <td>15.063</td> </tr> </tbody> </table> <table border="1"> <thead> <tr> <th rowspan="2">Load Power [W]</th> <th colspan="2">Load Condition</th> </tr> <tr> <th colspan="2">Load Current [A]</th> </tr> </thead> <tbody> <tr> <td></td> <td colspan="2">15V</td> </tr> <tr> <td>0.0</td> <td colspan="2">0.00</td> </tr> <tr> <td>25.1</td> <td colspan="2">1.68</td> </tr> <tr> <td>50.3</td> <td colspan="2">3.35</td> </tr> <tr> <td>75.4</td> <td colspan="2">5.03</td> </tr> <tr> <td>100.5</td> <td colspan="2">6.70</td> </tr> <tr> <td>201.0</td> <td colspan="2">13.40</td> </tr> </tbody> </table>	Load Power [W]	Output Voltage [V]				Input Voltage 85V AC	Input Voltage 100V AC	Input Voltage 240V AC	Input Voltage 264V AC	0.0	15.063	15.063	15.063	15.065	25.1	15.063	15.063	15.063	15.062	50.3	15.062	15.062	15.061	15.062	75.4	15.061	15.061	15.061	15.060	100.5	15.059	15.059	15.058	15.057	201.0	15.062	15.062	15.061	15.063	Load Power [W]	Load Condition		Load Current [A]			15V		0.0	0.00		25.1	1.68		50.3	3.35		75.4	5.03		100.5	6.70		201.0	13.40	
Load Power [W]	Output Voltage [V]																																																																		
	Input Voltage 85V AC	Input Voltage 100V AC	Input Voltage 240V AC	Input Voltage 264V AC																																																															
0.0	15.063	15.063	15.063	15.065																																																															
25.1	15.063	15.063	15.063	15.062																																																															
50.3	15.062	15.062	15.061	15.062																																																															
75.4	15.061	15.061	15.061	15.060																																																															
100.5	15.059	15.059	15.058	15.057																																																															
201.0	15.062	15.062	15.061	15.063																																																															
Load Power [W]	Load Condition																																																																		
	Load Current [A]																																																																		
	15V																																																																		
0.0	0.00																																																																		
25.1	1.68																																																																		
50.3	3.35																																																																		
75.4	5.03																																																																		
100.5	6.70																																																																		
201.0	13.40																																																																		

Model mUZPT-120-15-J0L

Item Ambient Temperature Drift



Ambient Temp. (°C)	Output Voltage [V]			
	Input Voltage 85V AC	Input Voltage 100V AC	Input Voltage 240V AC	Input Voltage 264V AC
-15	15.095	15.095	15.096	15.096
25	15.057	15.058	15.059	15.059
45	15.031	15.032	15.034	15.033
65	15.009	15.009	15.009	15.009

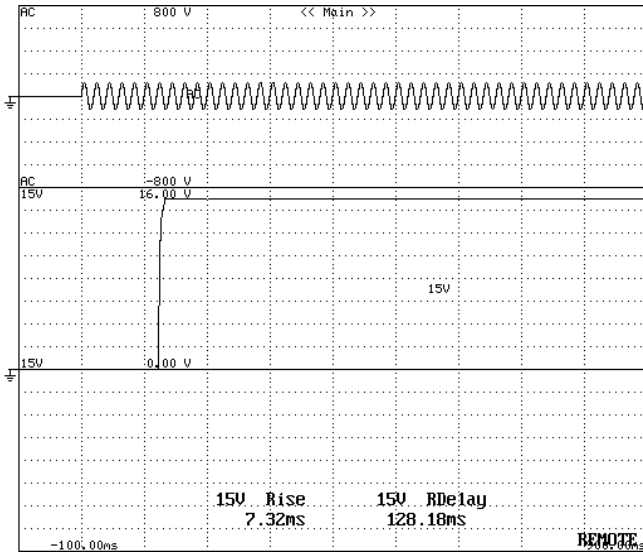
Load Condition	
Ambient Temp. (°C)	Load Current [A]
-15	6.70
25	6.70
45	6.70
65	4.67

Model	mUZPT-120-15-J0L	Temperature: 25°C
Item	Output Rise Characteristics (at AC Power ON)	

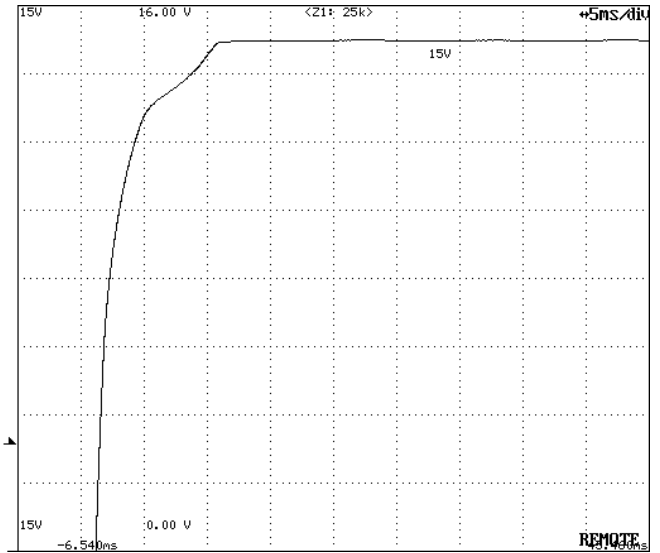
Input: 100V AC
Load: Rated Load

Timebase Range: 100ms/div

Vertical Sensitivity: 2V/div
Timebase Range: 5ms/div



All Output Start-up Sequence

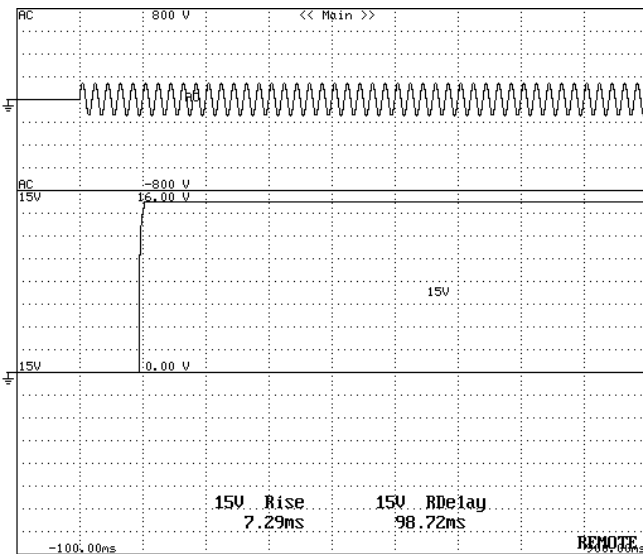


15V DC Output Rise Characteristics

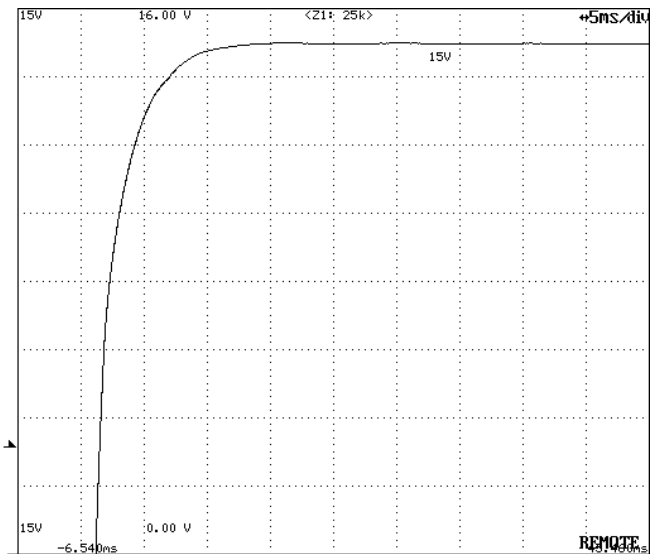
Input: 240V AC
Load: Rated Load

Timebase Range: 100ms/div

Vertical Sensitivity: 2V/div
Timebase Range: 5ms/div



All Output Start-up Sequence

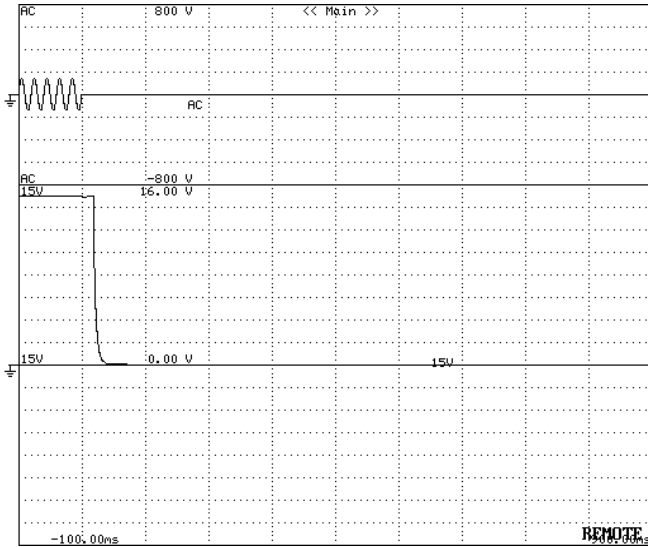


15V DC Output Rise Characteristics

Model	mUZPT-120-15-J0L	Temperature: 25°C
Item	Output Fall Characteristics (at AC Power OFF)	

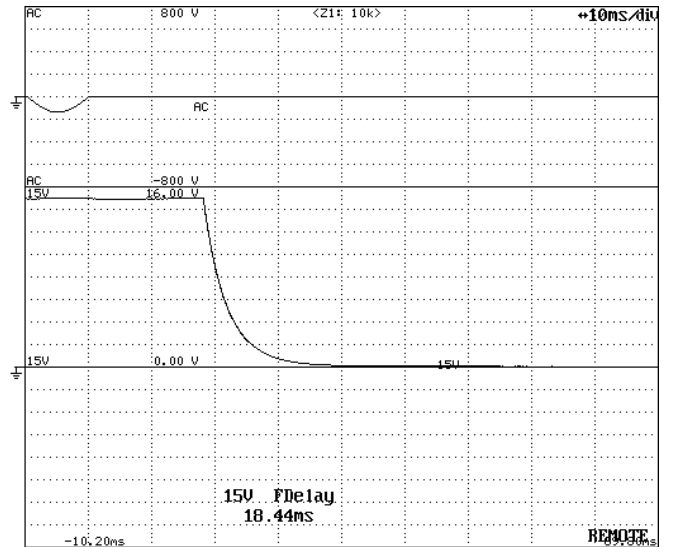
Input: 100V AC
Load: Rated Load

Timebase Range: 100ms/div



Output Fall Characteristics

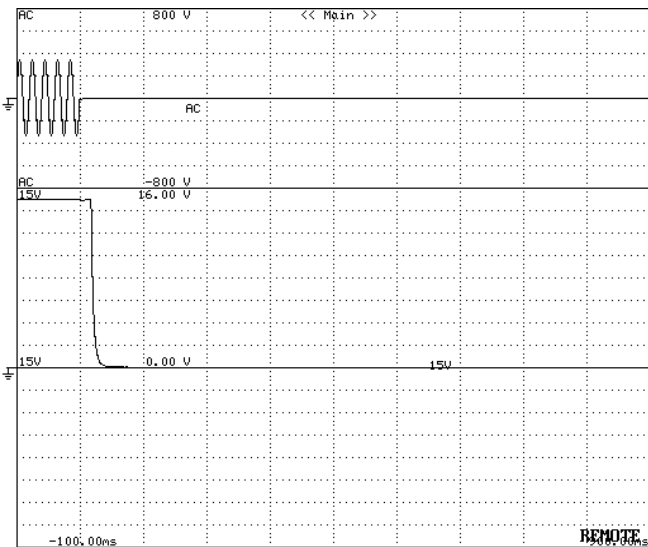
Timebase Range: 10ms/div



Output Fall Characteristics (magnification)

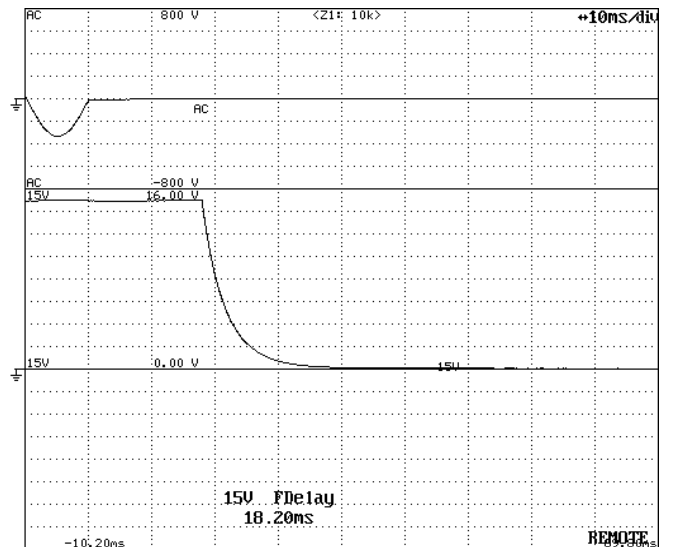
Input: 240V AC
Load: Rated Load

Timebase Range: 100ms/div



Output Fall Characteristics


Timebase Range: 10ms/div



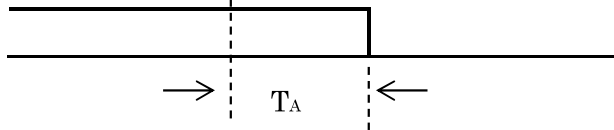
Output Fall Characteristics (magnification)

Model	mUZPT-120-15-J0L	Temperature: 25°C
Item	Instantaneous Interruption Compensation (by Load Power)	

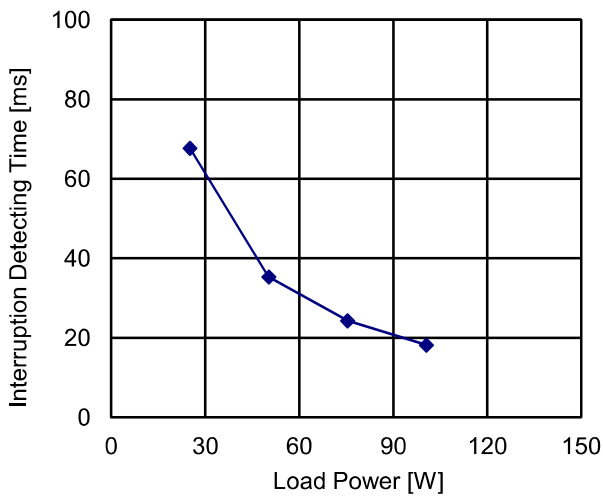
Input Voltage



Output Voltage

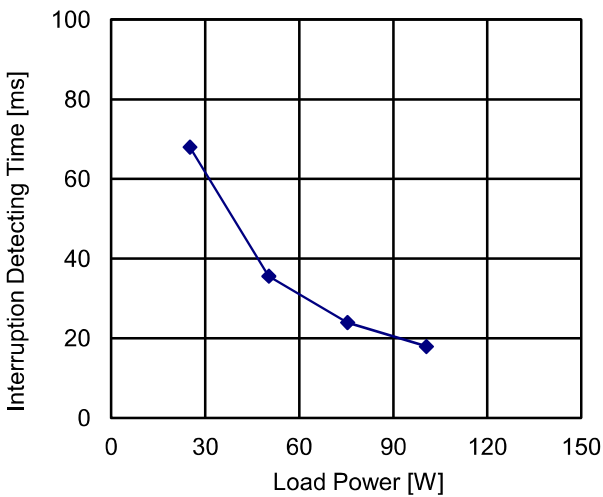


Input Voltage:100V AC



Load Power [W]	Interruption Detecting Time [ms]
	Output Voltage
	T _A
25.1	67.7
50.3	35.3
75.4	24.3
100.5	18.2

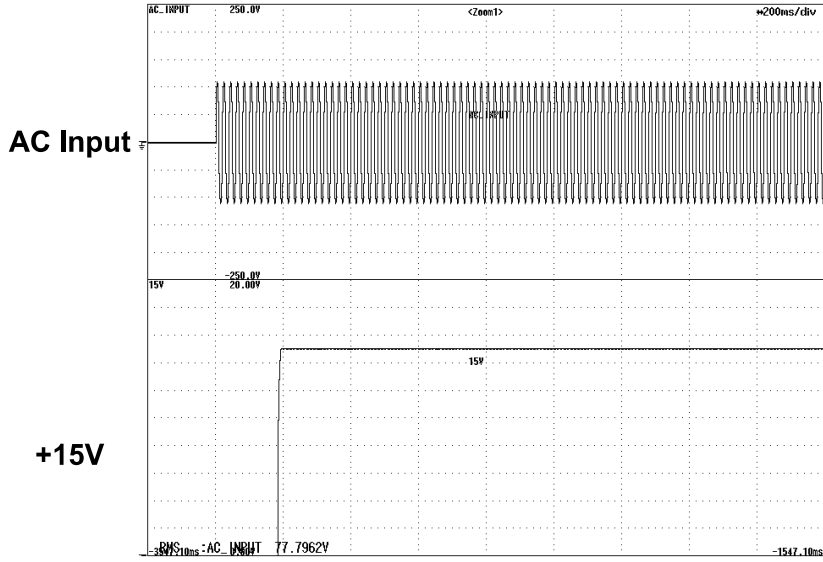
Input Voltage:240V AC



Load Power [W]	Interruption Detecting Time [ms]
	Output Voltage
	T _A
25.1	68.0
50.3	35.6
75.4	24.0
100.5	18.0

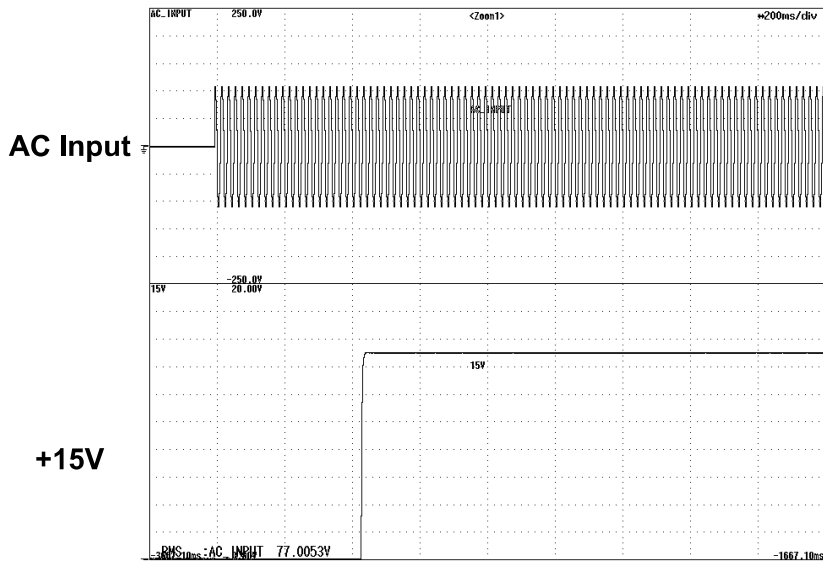
Model	mUZPT-120-15-J0L	Temperature: 25°C
Item	Start-Up Voltage	

**Timebase Range: 200ms/div
Load: Rated Load**



Start-up Voltage: 77.8V AC

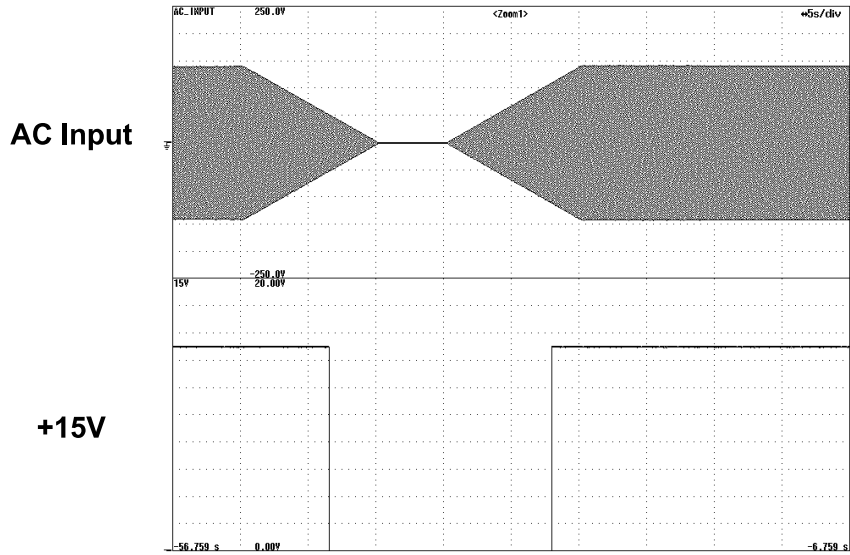
**Timebase Range: 200ms/div
Load: Minimum Load**



Start-up Voltage: 77.0V AC

Model	mUZPT-120-15-J0L	Temperature: 25°C
Item	Input Voltage Sweep Up/Down	

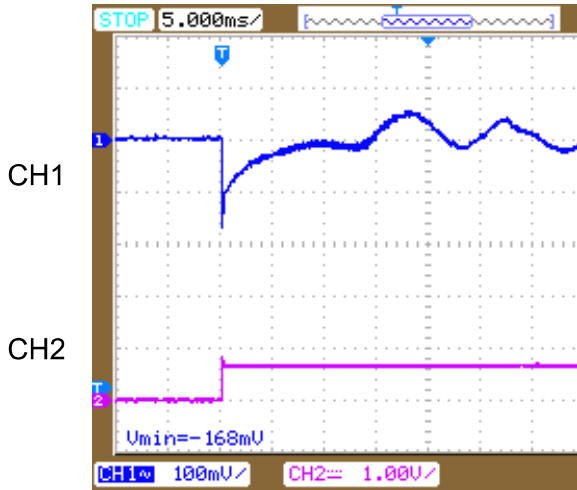
Timebase Range: 5s/div
Load: Rated Load



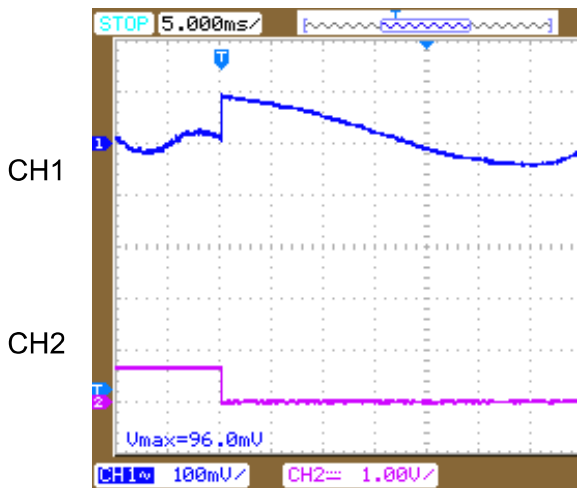
Sweep Rate: 10Vave/sec

Model	mUZPT-120-15-J0L	Temperature: 25°C
Item	Dynamic Load Response	

+15V DC Output Transient Response Waveforms

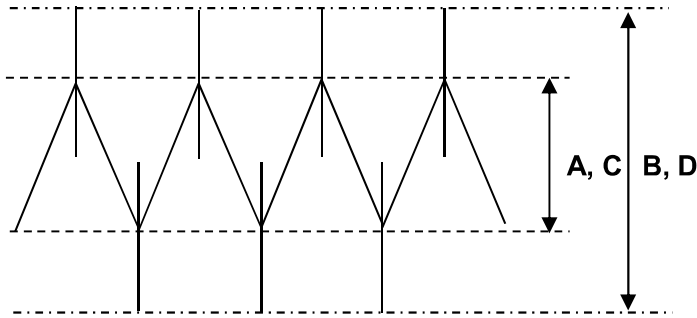


Waveform 1	
CH1	Measuring Point: DC Output Voltage
	Vertical Sensitivity: 100mV/div
CH2	Measuring Point: DC Output Current
	Vertical Sensitivity: 10A/div
Timebase Range	5ms/div
Condition	Input: 100V AC
Note: Minimum load(0A) → Rated Load(6.7A)	



Waveform 2	
CH1	Measuring Point: DC Output Voltage
	Vertical Sensitivity: 100mV/div
CH2	Measuring Point: DC Output Current
	Vertical Sensitivity: 10A/div
Timebase Range	5ms/div
Condition	Input: 100V AC
Note: Rated Load(6.7A) → Minimum load(0A)	

Model	mUZPT-120-15-J0L	Load: Rated Load
Item	Ripple / Noise Voltage	

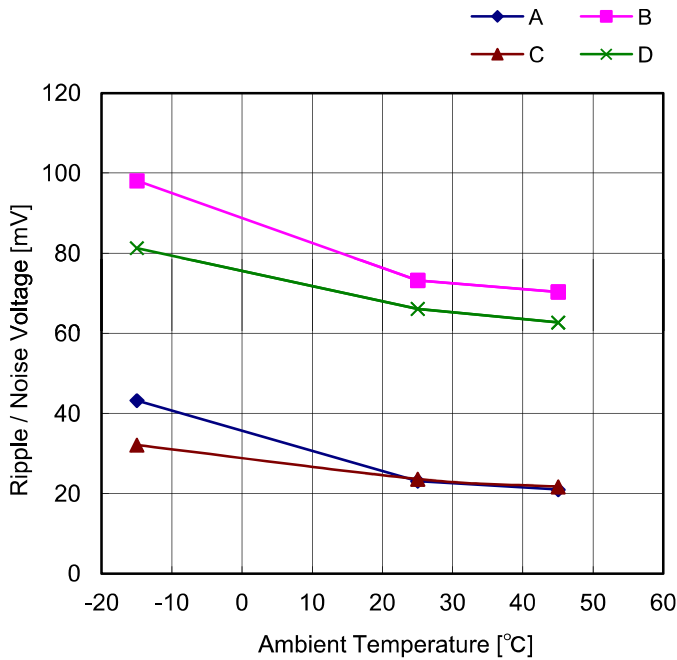


at 100V AC

A: Ripple Voltage (mV_{P-P})
 B: Noise Voltage (mV_{P-P})

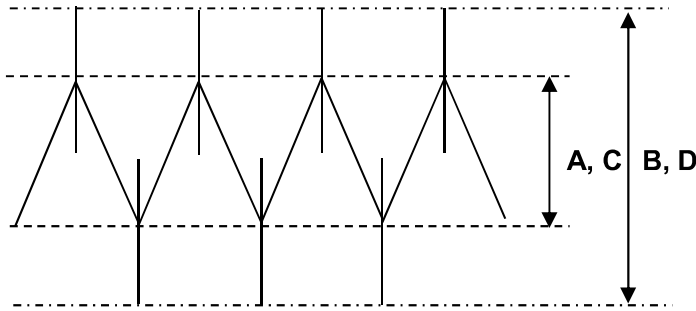
at 240V AC

C: Ripple Voltage (mV_{P-P})
 D: Noise Voltage (mV_{P-P})



Ambient Temp. [°C]	Ripple / Noise Voltage [mV]			
	A	B	C	D
-15	43.2	98.1	32.1	81.3
25	23.1	73.2	23.6	66.1
45	21.0	70.3	21.7	62.7

Model	mUZPT-120-15-J0L	Temperature : 25°C
Item	Ripple / Noise Voltage	



at 100V AC

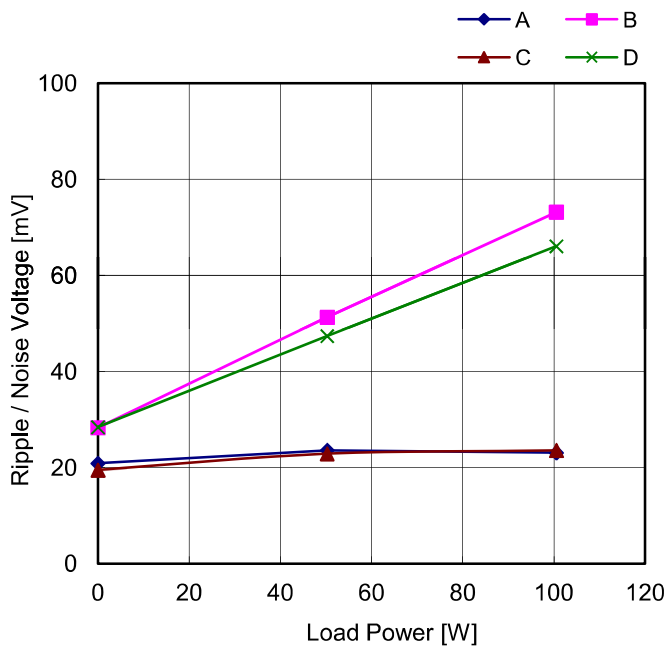
A: Ripple Voltage (mVP-P)

B: Noise Voltage (mVP-P)

at 240V AC

C: Ripple Voltage (mVP-P)

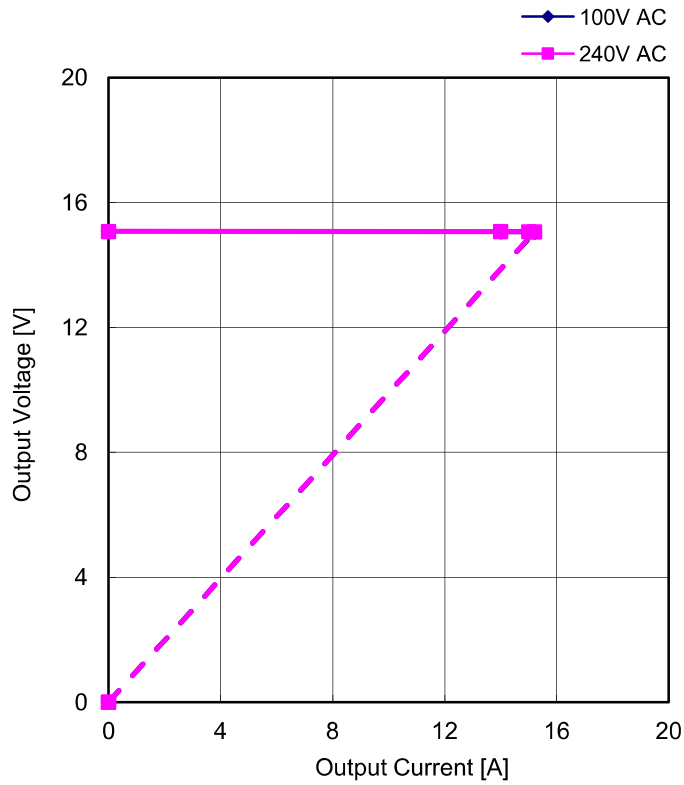
D: Noise Voltage (mVP-P)



Load Power [W]	Ripple / Noise Voltage [mV]			
	A	B	C	D
0	20.9	28.3	19.5	28.4
50.3	23.6	51.3	22.9	47.4
100.5	23.1	73.2	23.6	66.1

Model	mUZPT-120-15-J0L	Temperature: 25°C
Item	Over-Current Protection	

V-I Characteristics of 15V O.C.P



Input Voltage: 100V AC		Input Voltage: 240V AC	
Output Current [A]	Output Voltage [V]	Output Current [A]	Output Voltage [V]
0.00	15.07	0.00	15.07
14.00	15.06	14.00	15.07
15.00	15.06	15.00	15.06
15.21	15.05	15.21	15.05

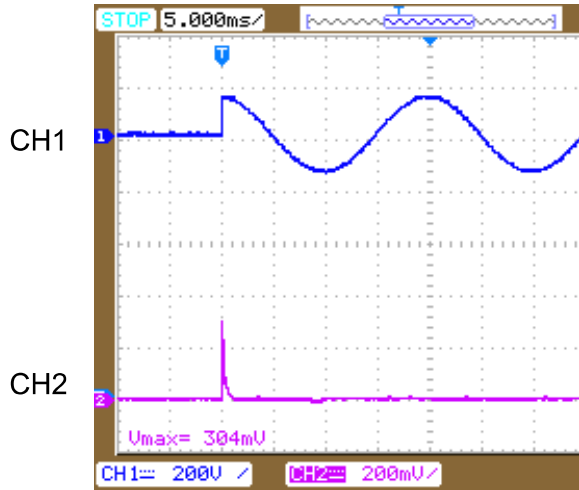
Model	mUZPT-120-15-J0L	Load: Minimum Load
Item	Over-Voltage Protection	

Legend:
◆ 100V AC
■ 240V AC

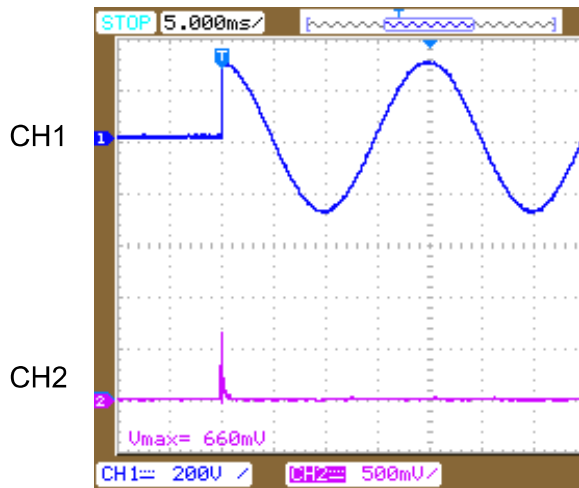
Ambient Temp. [°C]	Output Voltage [V]	
	100V AC	240V AC
-15	18.33	18.35
25	18.63	18.62
45	18.79	18.84
65	18.92	18.96

Model	mUZPT-120-15-J0L	Temperature: 25°C
Item	Inrush Current	Load: Rated Load

Inrush Current Waveforms



Waveform 1	
CH1	Measuring Point: AC Input Voltage
	Range: 200V/div
CH2	Measuring Point: AC Input Current
	Range: 10A/div
Timebase Range	5ms/div
Condition	Input: 100V AC Load: Rated Load
Note: Inrush Current: 15.2A	



Waveform 2	
CH1	Measuring Point: AC Input Voltage
	Range: 200V/div
CH2	Measuring Point: AC Input Current
	Range: 25A/div
Timebase Range	5ms/div
Condition	Input: 200V AC Load: Rated Load
Note: Inrush Current: 33.0A	

Model	mUZPT-120-15-J0L	Load: Rated Load																		
Item	Leakage Current																			
		<table border="1"> <thead> <tr> <th>AC Input Voltage [V]</th> <th>Leakage Current [mA]</th> </tr> </thead> <tbody> <tr> <td>85</td> <td>0.03</td> </tr> <tr> <td>100</td> <td>0.03</td> </tr> <tr> <td>132</td> <td>0.04</td> </tr> <tr> <td>176</td> <td>0.06</td> </tr> <tr> <td>200</td> <td>0.07</td> </tr> <tr> <td>220</td> <td>0.07</td> </tr> <tr> <td>240</td> <td>0.08</td> </tr> <tr> <td>264</td> <td>0.09</td> </tr> </tbody> </table>	AC Input Voltage [V]	Leakage Current [mA]	85	0.03	100	0.03	132	0.04	176	0.06	200	0.07	220	0.07	240	0.08	264	0.09
AC Input Voltage [V]	Leakage Current [mA]																			
85	0.03																			
100	0.03																			
132	0.04																			
176	0.06																			
200	0.07																			
220	0.07																			
240	0.08																			
264	0.09																			