



OZP-120-12/15 EMI/EMS Test result (15V DC Output Settings)

Supplemental test data
(参考資料)

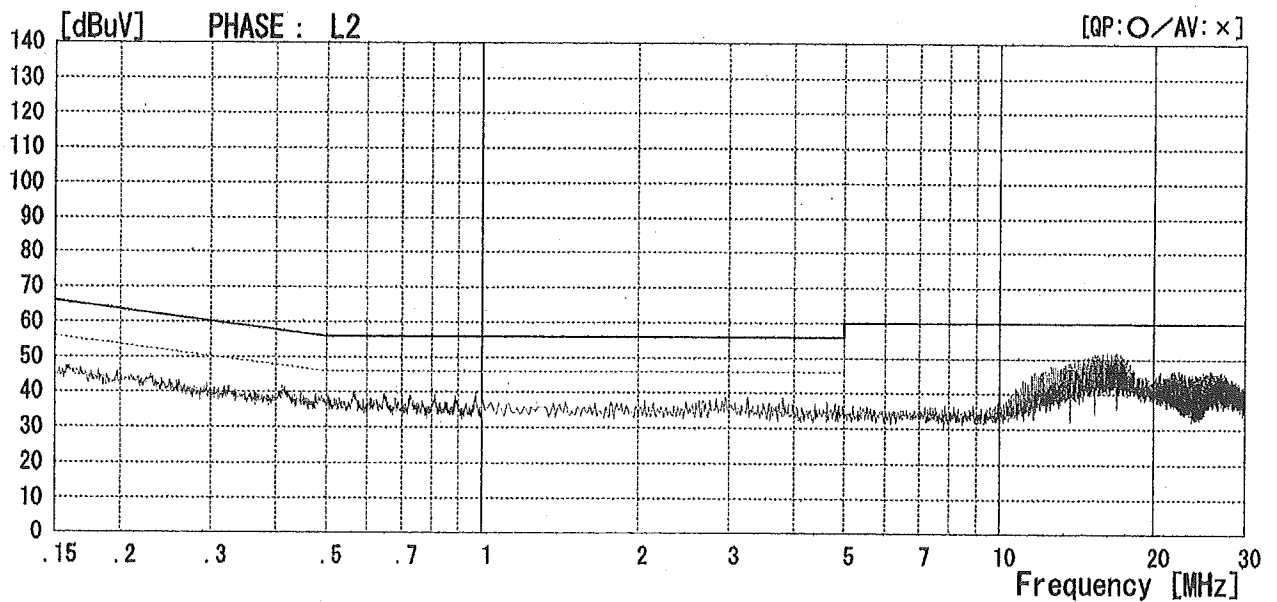
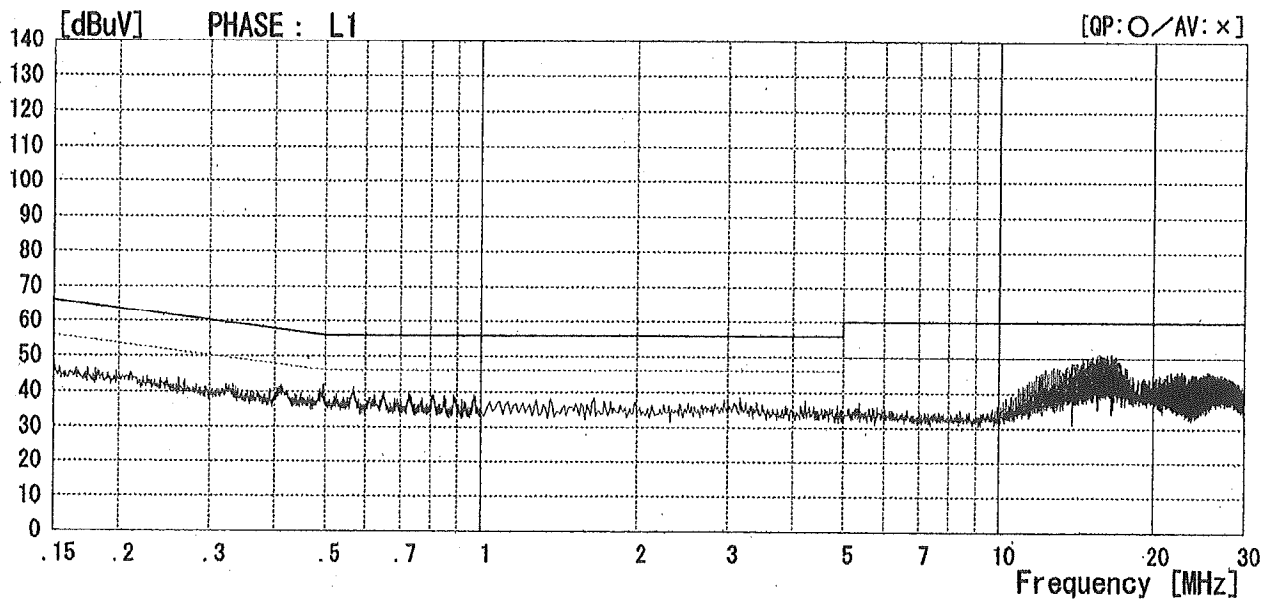
Approved by : Makoto Urasu (QA manager)
Designed by : Naoki Yamamoto (R&D engineer)
Tested by : Kohei Sawada (Evaluation test engineer)

No.	Standard	Test Item	Conditions	Result
1	EN55022 (Class-B) VCCI (Class-B)	Conducted emission	(1)Input voltage: 100V, 230V AC (2)Rated load (120W) (3)Ambient temperature: 25±5°C (4)This product must be tested with the chassis.	OK
2	EN55022 (Class-B) VCCI (Class-B)	Radiated emission	(1)Input voltage: 100V, 230V AC (2)Rated load (120W) (3)Ambient temperature: 25±5°C (4)This product must be tested with the chassis.	OK
3	IEC61000-3-2 (Class-D)	Harmonic current	(1)Input voltage: 100V, 230V AC (2)Rated load (120W) (3)Ambient temperature: 25±5°C (4)This product must be tested with the chassis.	OK
4	IEC61000-4-2	Electrostatic discharge immunity test	(1)Input voltage: 100V, 230V AC (2)Rated load (120W) (3)Ambient temperature: 25±5°C (4)Contact discharge: 6kV (5)Air discharge: 8kV (6)This product must be tested with the chassis.	OK
5	IEC61000-4-3	Radiated, radio-frequency, electromagnetic field immunity test	(1)Input voltage: 100V, 230V AC (2)Rated load (120W) (3)Ambient temperature: 25±5°C (4)Frequency band: 80MHz to 1000MHz (5)Radiation field strength: 10V/m (6)Amplitude modulated: 80%, 1kHz (7)This product must be tested with the chassis.	OK
6	IEC61000-4-4	Electrical fast transient / burst immunity test	(1)Input voltage: 100V, 230V AC (2)Rated load (120W) (3)Ambient temperature: 25±5°C (4)Test voltage: 2.0kV (5)This product must be tested with the chassis.	OK
7	IEC61000-4-5	Surge immunity test	(1)Input voltage: 100V, 230V AC (2)Rated load (120W) (3)Ambient temperature: 25±5°C (4)Test voltage: 1.0kV(Normal mode) (5)Test voltage: 2.0kV(Common mode) (6)This product must be tested with the chassis.	OK
8	IEC61000-4-6	Conducted disturbances induced by radio-frequency fields immunity test	(1)Input voltage: 100V, 230V AC (2)Rated load (120W) (3)Ambient Temperature: 25±5°C (4)Frequency band: 150kHz to 80MHz (5)Voltage level (e.m.f): 10V(rms) (6)Amplitude modulated: 80%, 1kHz (7)This product must be tested with the chassis.	OK
9	IEC61000-4-8	Power frequency magnetic field immunity test	(1)Input voltage: 100V, 230V AC (2)Rated load (120W) (3)Ambient temperature: 25±5°C (4)Magnetic field strength: 30A/m(rms) (5)Magnetic frequency: 50, 60Hz (6)This product must be tested with the chassis.	OK
10	IEC61000-4-11	Voltage dips, short interruptions immunity test	(1)Input voltage: 100V, 230V AC (2)Rated load (120W) (3)Ambient temperature: 25±5°C (4)30% reduction at 500ms (5)95% reduction at 10ms (6)100% reduction at 5000ms (7)This product must be tested with the chassis.	OK

Model Name : OZP-120-12/15(15V DC Output Settings) Report No. :
Description : Temp/Humi :
Serial No. : Power Supply :
Test Mode : Operator :

Memo: 100V AC, Rated load, This product must be tested with the chassis.

LIMIT : VCCI Class-B(QP)
VCCI Class-B(AV)



Model Name : OZP-120-12/15(15V DC Output Settings) Report No. :
 Description : Temp/Humi :
 Serial No. : Power Supply :
 Test Mode : Operator :

Memo: 100V AC, Rated load, This product must be tested with the chassis.

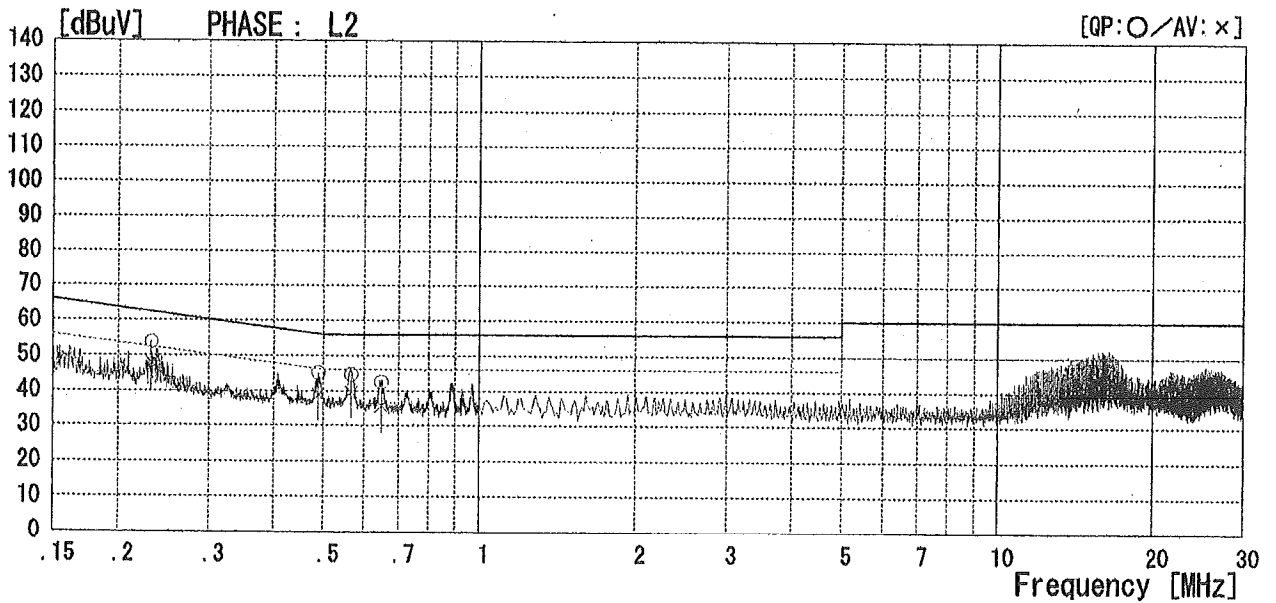
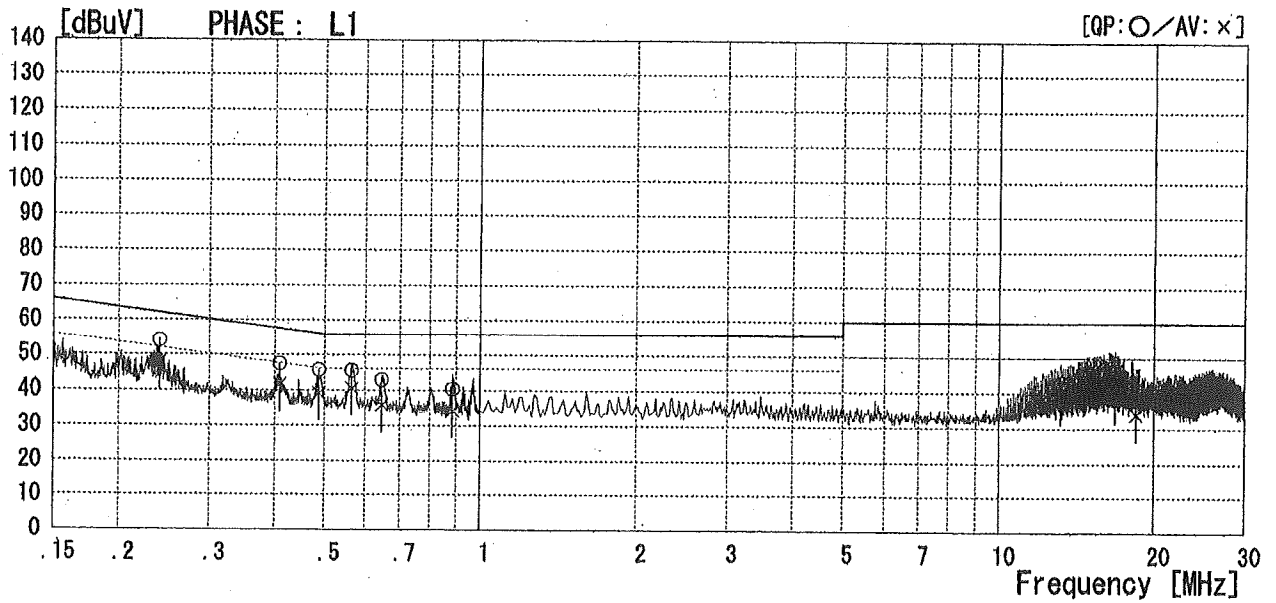
LIMIT : VCCI Class-B(QP)
 VCCI Class-B(AV)

NO	FREQ [MHz]	READING		C. FACTOR [dB]	RESULT		LIMIT		MARGIN		PHASE
		QP [dBuV]	AV [dBuV]		QP [dBuV]	AV [dBuV]	QP [dBuV]	AV [dBuV]	QP [dBuV]	AV [dBuV]	
1	13.8658	31.4	27.0	11.8	43.2	38.8	60.0	50.0	16.8	11.2	L1
2	15.5776	33.3	31.2	11.9	45.2	43.1	60.0	50.0	14.8	6.9	L1
3	16.6047	33.9	29.9	11.8	45.7	41.7	60.0	50.0	14.3	8.3	L1
4	13.7374	33.4	27.8	11.8	45.2	39.6	60.0	50.0	14.8	10.4	L2
5	15.3494	33.8	29.8	11.9	45.7	41.7	60.0	50.0	14.3	8.3	L2
6	16.9470	34.9	31.3	11.9	46.8	43.2	60.0	50.0	13.2	6.8	L2

Model Name : OZP-120-12/15(15V DC Output Settings) Report No. :
Description : Temp/Humi :
Serial No. : Power Supply :
Test Mode : Operator :

Memo: 230V AC, Rated load, This product must be tested with the chassis.

LIMIT : EN55022 Class-B(QP)
EN55022 Class-B(AV)



Model Name : OZP-120-12/15(15V DC Output Settings) Report No. :
 Description : Temp/Humi :
 Serial No. : Power Supply :
 Test Mode : Operator :

Memo: 230V AC, Rated load, This product must be tested with the chassis.

LIMIT : EN55022 Class-B(QP)
 EN55022 Class-B(AV)

NO	FREQ [MHz]	READING		C. FACTOR [dB]	RESULT		LIMIT		MARGIN		PHASE
		QP [dBuV]	AV [dBuV]		QP [dBuV]	AV [dBuV]	QP [dBuV]	AV [dBuV]	QP [dBuV]	AV [dBuV]	
1	0.2403	44.0	37.7	10.2	54.2	47.9	62.1	52.1	7.9	4.2	L1
2	0.4096	37.5	31.6	10.0	47.5	41.6	57.7	47.7	10.2	6.1	L1
3	0.4880	35.8	29.1	10.0	45.8	39.1	56.2	46.2	10.4	7.1	L1
4	0.5649	35.6	30.5	10.0	45.6	40.5	56.0	46.0	10.4	5.5	L1
5	0.6440	32.9	25.8	10.0	42.9	35.8	56.0	46.0	13.1	10.2	L1
6	0.8851	30.4	24.2	10.0	40.4	34.2	56.0	46.0	15.6	11.8	L1
7	13.1525	31.4	27.1	11.7	43.1	38.8	60.0	50.0	16.9	11.2	L1
8	14.9785	34.3	31.4	11.9	46.2	43.3	60.0	50.0	13.8	6.7	L1
9	16.8044	31.1	27.2	11.8	42.9	39.0	60.0	50.0	17.1	11.0	L1
10	18.4591	26.9	22.1	11.9	38.8	34.0	60.0	50.0	21.2	16.0	L1
11	0.2323	43.6	37.5	10.2	53.8	47.7	62.4	52.4	8.6	4.7	L2
12	0.4890	35.1	28.8	10.0	45.1	38.8	56.2	46.2	11.1	7.4	L2
13	0.5663	34.7	29.6	10.0	44.7	39.6	56.0	46.0	11.3	6.4	L2
14	0.6462	32.5	25.5	10.0	42.5	35.5	56.0	46.0	13.5	10.5	L2
15	13.7231	32.5	28.7	11.8	44.3	40.5	60.0	50.0	15.7	9.5	L2
16	14.9927	34.9	31.1	11.9	46.8	43.0	60.0	50.0	13.2	7.0	L2
17	16.4620	34.5	31.5	11.8	46.3	43.3	60.0	50.0	13.7	6.7	L2

<<Radiated Emission>>

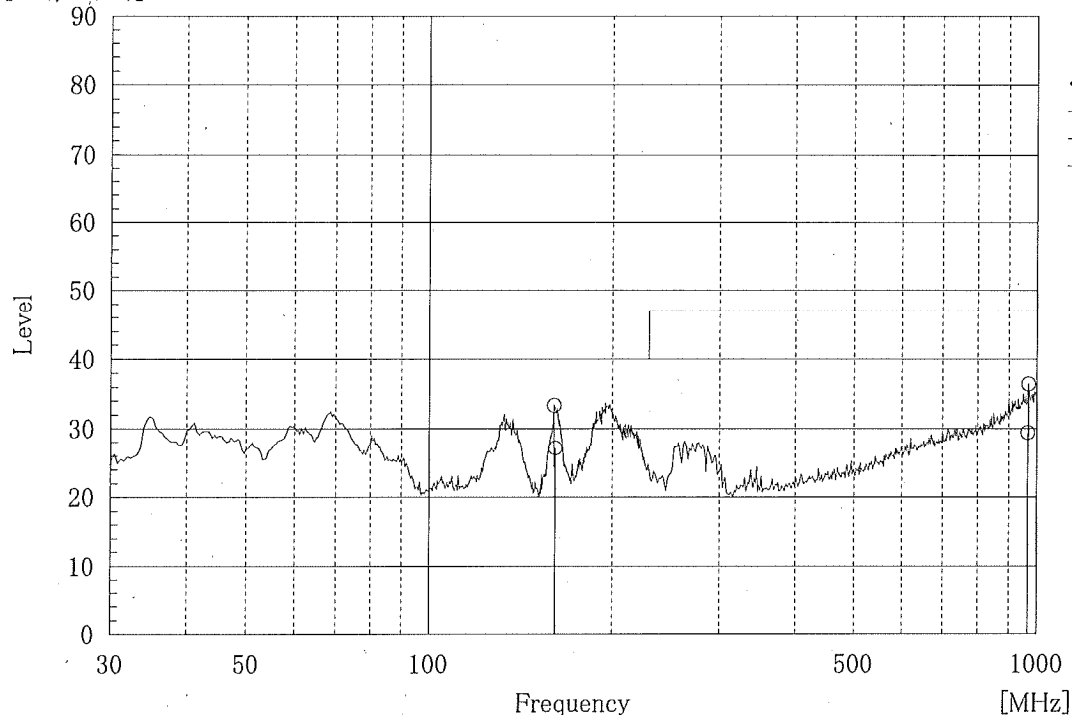
Supplemental test data

(参考資料)

Model : OZP-120-12/15(15V DC Output Settings)
 Serial :
 Operator :
 AC Power : 100V AC
 Temp, Humid :

Standard : VCCI Class-B
 Remark1 : Rated load
 Remark2 : This product must be tested with the chassis.
 Remark3 :
 Remark4 :

[dB(μ V/m)]



<New Data>

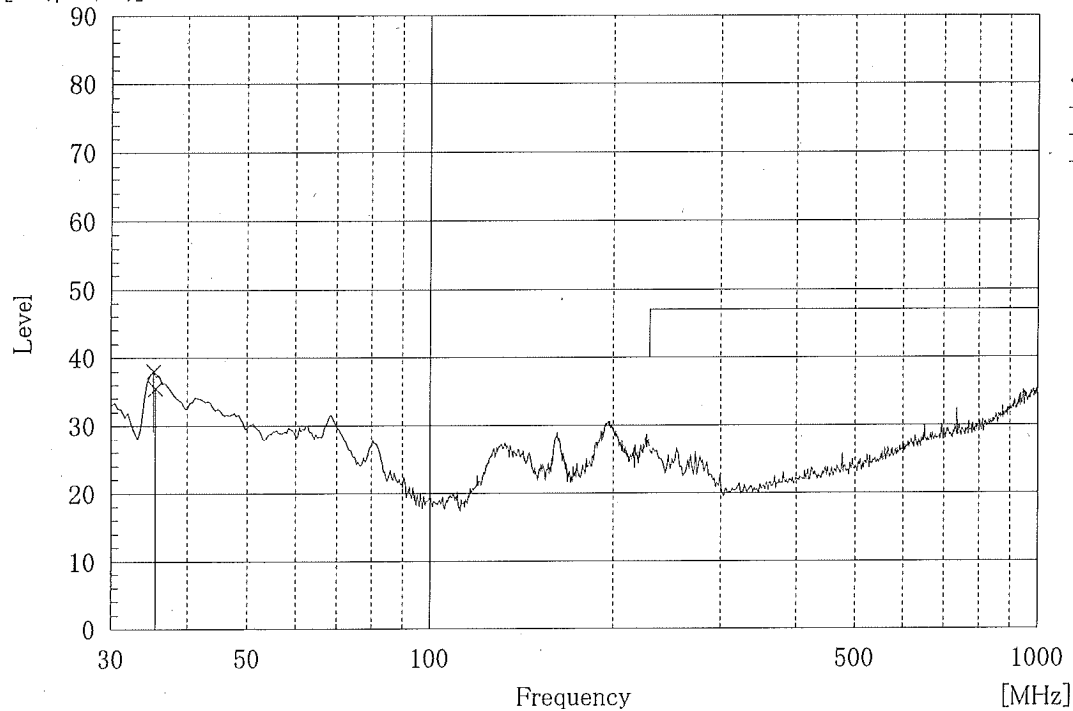
- Range (H)
- 妨害波候補 (H)
- 妨害レベル (H, QP)

<<Radiated Emission>>

Model : OZP-120-12/15(15V DC Output Settings)
 Serial :
 Operator :
 AC Power : 100V AC
 Temp, Humid :

Standard : VCCI Class-B
 Remark1 : Rated load
 Remark2 : This product must be tested with the chassis.
 Remark3 :
 Remark4 :

[dB(μ V/m)]



<New Data>

- ×— Range (V)
- ×— 妨害波候補 (V)
- ×— 妨害レベル (V, QP)

Supplemental test data
(参考資料)

<<Radiated Emission>>

Standard : VCCI Class-B
Model : OZP-120-12/15(15V DC Output Settings)
Serial :
Operator :
AC Power : 100V AC
Temp, Humid :
Rated load :
Remark1 : This product must be tested with the chassis.
Remark2 :
Remark3 :
Remark4 :

Final Result

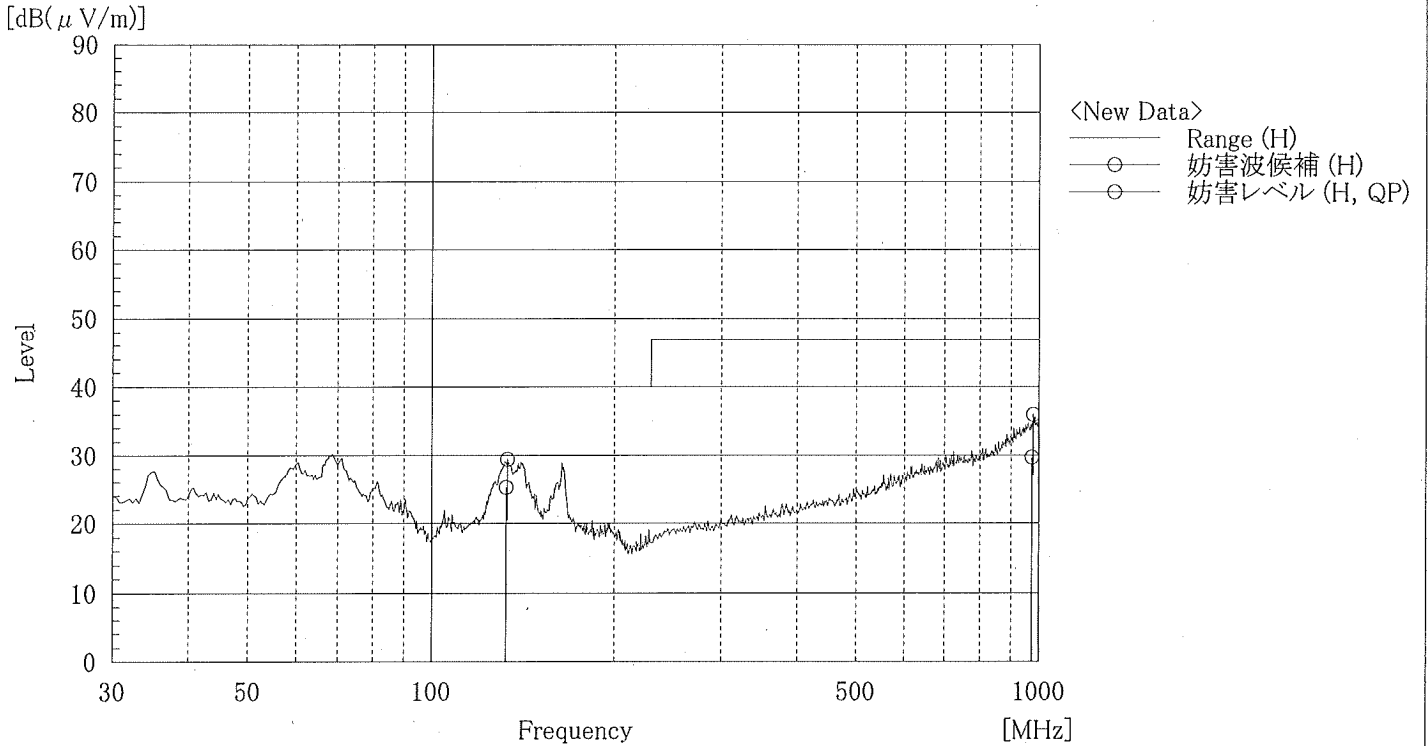
No.	Frequency [MHz]	(P) S.C	Reading [dB(μ V)]	c.f [dB(1/m)]	Result [dB(μ V/m)]	Limit [dB(μ V/m)]	Margin [dB]	Height [cm]	Angle [°]	Remark
1	161.567	H S	45.3	-18.1	27.2	40.0	12.8	195.0	67.0	
2	967.694	H S	29.4	0.1	29.5	47.0	17.5	123.0	56.0	
3	35.456	V S	49.9	-14.3	35.6	40.0	4.4	102.0	359.0	

<<Radiated Emission>>

Supplemental test data

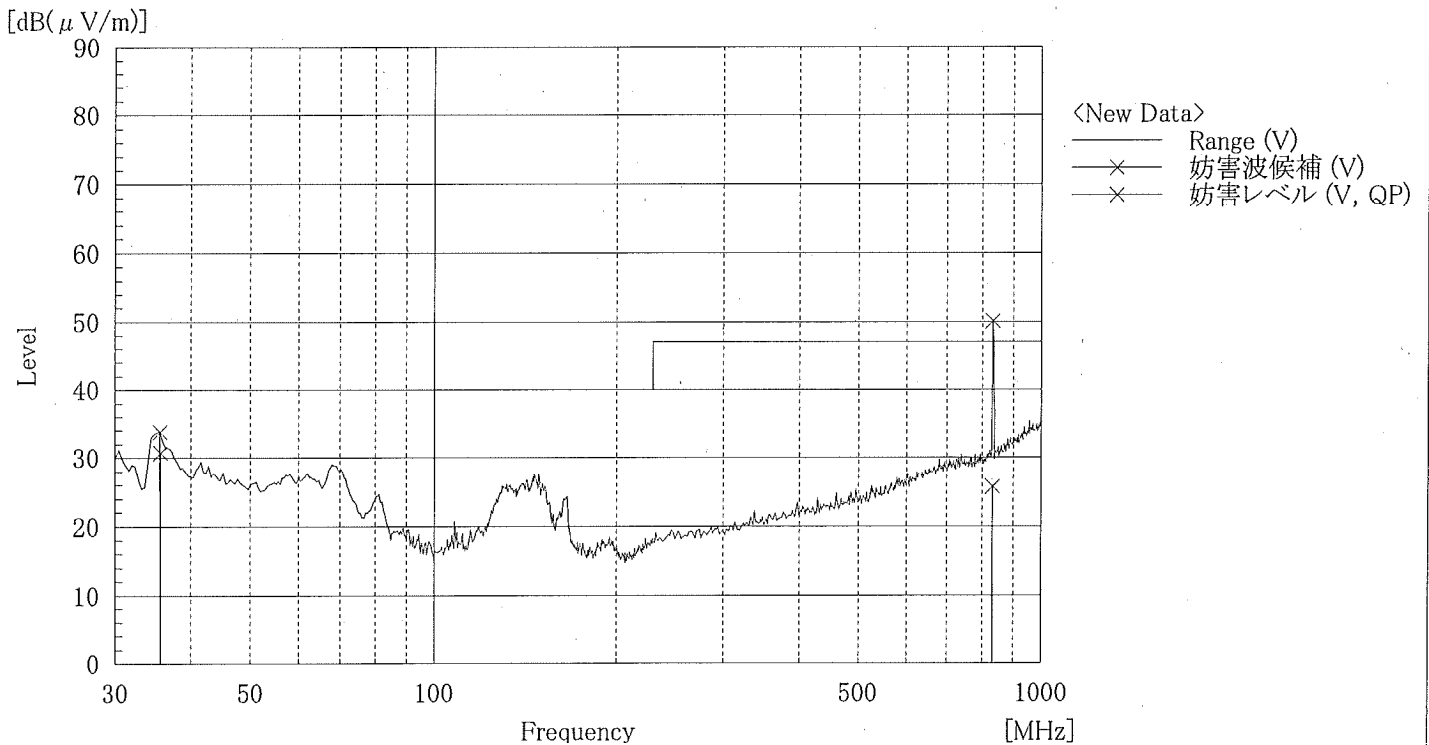
(参考資料)

Model	: OZP-120-12/15(15V DC Output Settings)	Standard	: EN55022 Class-B
Serial	:	Remark1	: Rated load
Operator	:	Remark2	: This product must be tested with the chassis.
AC Power	: 230V AC	Remark3	:
Temp, Humid	:	Remark4	:



<<Radiated Emission>>

Model	: OZP-120-12/15(15V DC Output Settings)	Standard	: EN55022 Class-B
Serial	:	Remark1	: Rated load
Operator	:	Remark2	: This product must be tested with the chassis.
AC Power	: 230V AC	Remark3	:
Temp, Humid	:	Remark4	:





EVALUATION DATA SHEET

Supplemental test data
(参考資料)

Current Test Result Summary (Run time)

EUT: OZP-120-12/15(15V DC Output Settings) Tested by: M.Nagatani
 Test category: IEC61000-3-2 Class-D Test Margin: 100
 Test duration (min): 2.5 Data file name: H-000201.cts_data
 Comment: Rated load (120W)

Test Result: Pass Source qualification: Normal
 THC(A): 0.08 I-THD(%): 5.67 POHC(A): 0.021 POHC Limit(A): 0.251
 Highest parameter values during test:

V_RMS (Volts): 100.15	Frequency(Hz): 50.00
I_Peak (Amps): 2.229	I_RMS (Amps): 1.467
I_Fund (Amps): 1.464	Crest Factor: 1.522
Power (Watts): 145.6	Power Factor: 0.991

Harm#	Harms(avg)	100%Limit	%of Limit	Harms(max)	150%Limit	%of Limit	Status
2	0.001	-----	-----	0.001	-----	-----	N/A
3	0.048	0.495	9.6	0.050	0.742	6.7	Pass
4	0.000	-----	-----	0.001	-----	-----	N/A
5	0.040	0.276	14.4	0.042	0.414	10.1	Pass
6	0.000	-----	-----	0.001	-----	-----	N/A
7	0.027	0.145	18.6	0.029	0.218	13.3	Pass
8	0.000	-----	-----	0.001	-----	-----	N/A
9	0.023	0.072	31.9	0.025	0.109	22.9	Pass
10	0.000	-----	-----	0.001	-----	-----	N/A
11	0.022	0.050	44.0	0.023	0.076	30.2	Pass
12	0.000	-----	-----	0.001	-----	-----	N/A
13	0.018	0.043	41.8	0.018	0.064	28.1	Pass
14	0.000	-----	-----	0.001	-----	-----	N/A
15	0.014	0.037	37.8	0.014	0.056	25.0	Pass
16	0.000	-----	-----	0.001	-----	-----	N/A
17	0.011	0.032	34.3	0.011	0.049	22.4	Pass
18	0.000	-----	-----	0.001	-----	-----	N/A
19	0.009	0.029	31.0	0.010	0.044	22.7	Pass
20	0.000	-----	-----	0.001	-----	-----	N/A
21	0.008	0.026	30.7	0.009	0.040	22.5	Pass
22	0.000	-----	-----	0.001	-----	-----	N/A
23	0.007	0.024	29.1	0.008	0.036	22.2	Pass
24	0.000	-----	-----	0.001	-----	-----	N/A
25	0.007	0.022	31.8	0.008	0.033	24.2	Pass
26	0.000	-----	-----	0.001	-----	-----	N/A
27	0.006	0.020	30.0	0.007	0.031	22.5	Pass
28	0.000	-----	-----	0.001	-----	-----	N/A
29	0.006	0.019	31.5	0.006	0.028	21.4	Pass
30	0.000	-----	-----	0.001	-----	-----	N/A
31	0.006	0.018	33.3	0.007	0.027	25.9	Pass
32	0.000	-----	-----	0.001	-----	-----	N/A
33	0.006	0.016	37.5	0.007	0.025	28.0	Pass
34	0.000	-----	-----	0.001	-----	-----	N/A
35	0.006	0.016	37.5	0.007	0.024	29.1	Pass
36	0.000	-----	-----	0.001	-----	-----	N/A
37	0.007	0.015	46.6	0.008	0.022	36.3	Pass
38	0.000	-----	-----	0.001	-----	-----	N/A
39	0.007	0.014	50.0	0.008	0.021	38.0	Pass
40	0.000	-----	-----	0.001	-----	-----	N/A



EVALUATION DATA SHEET

Supplemental test data
(参考資料)

Current Test Result Summary (Run time)

EUT: OZP-120-12/15 (15V DC Output Settings) Tested by: M.Nagatani
 Test category: IEC61000-3-2 Class-D Test Margin: 100
 Test duration (min): 2.5 Data file name: H-000203.cts_data
 Comment: Rated load (120W)

Test Result: Pass Source qualification: Normal
 THC(A): 0.19 I-THD(%): 28.35 POHC(A): 0.033 POHC Limit(A): 0.251
 Highest parameter values during test:

V_RMS (Volts): 230.29	Frequency(Hz): 50.00
I_Peak (Amps): 1.197	I_RMS (Amps): 0.691
I_Fund (Amps): 0.664	Crest Factor: 1.733
Power (Watts): 139.5	Power Factor: 0.877

Harm#	Harms(avg)	100%Limit	%of Limit	Harms(max)	150%Limit	%of Limit	Status
2	0.001	-----	-----	0.002	-----	-----	N/A
3	0.135	0.474	28.4	0.137	0.711	19.2	Pass
4	0.001	-----	-----	0.001	-----	-----	N/A
5	0.103	0.265	38.8	0.104	0.397	26.1	Pass
6	0.001	-----	-----	0.001	-----	-----	N/A
7	0.042	0.139	30.2	0.042	0.209	20.0	Pass
8	0.000	-----	-----	0.001	-----	-----	N/A
9	0.027	0.069	39.1	0.027	0.104	25.9	Pass
10	0.001	-----	-----	0.001	-----	-----	N/A
11	0.028	0.048	58.3	0.028	0.073	38.3	Pass
12	0.001	-----	-----	0.001	-----	-----	N/A
13	0.026	0.041	63.4	0.026	0.061	42.6	Pass
14	0.001	-----	-----	0.001	-----	-----	N/A
15	0.018	0.035	51.4	0.018	0.053	33.9	Pass
16	0.000	-----	-----	0.000	-----	-----	N/A
17	0.016	0.031	51.6	0.016	0.047	34.0	Pass
18	0.001	-----	-----	0.001	-----	-----	N/A
19	0.016	0.028	57.1	0.016	0.042	38.0	Pass
20	0.000	-----	-----	0.001	-----	-----	N/A
21	0.014	0.025	56.0	0.014	0.038	36.8	Pass
22	0.001	-----	-----	0.001	-----	-----	N/A
23	0.012	0.023	52.1	0.012	0.035	34.2	Pass
24	0.001	-----	-----	0.001	-----	-----	N/A
25	0.012	0.021	57.1	0.012	0.032	37.5	Pass
26	0.000	-----	-----	0.001	-----	-----	N/A
27	0.010	0.019	52.6	0.010	0.029	34.4	Pass
28	0.001	-----	-----	0.001	-----	-----	N/A
29	0.011	0.018	61.1	0.011	0.027	40.7	Pass
30	0.001	-----	-----	0.001	-----	-----	N/A
31	0.010	0.017	58.8	0.010	0.025	40.0	Pass
32	0.001	-----	-----	0.001	-----	-----	N/A
33	0.010	0.016	62.5	0.010	0.024	41.6	Pass
34	0.001	-----	-----	0.001	-----	-----	N/A
35	0.008	0.015	53.3	0.008	0.023	34.7	Pass
36	0.000	-----	-----	0.001	-----	-----	N/A
37	0.009	0.014	64.2	0.009	0.021	42.8	Pass
38	0.001	-----	-----	0.001	-----	-----	N/A
39	0.007	0.013	53.8	0.007	0.020	35.0	Pass
40	0.001	-----	-----	0.001	-----	-----	N/A

Model	OZP-120-12/15 (15V DC Output Settings)
Test Item	Electrostatic discharge immunity test 静電気放電試験イミュニティ試験

1. Test conditions (試験条件)

Ambient Temperature: 25 ± 5°C
(周囲温度: 25 ± 5°C)

Input: 100V, 230V AC
(入力: AC100V、AC230V)

Load: Rated load
(負荷: 定格負荷)

Standard: IEC61000-4-2
(引用規格: IEC61000-4-2)

2. Test method (試験方法)

Points to be applied voltage: Input and Output terminal, FG, Case
(電圧印加箇所: 入出力端子、FG、ケース)

Polarity: +/−
(極性: +/−)

Discharge interval: 1 second
(放電間隔: 1秒)

Number of tests: 10 times
(試験回数: 10回)

This product must be tested with the chassis.
(この製品はシャーシ付きで試験を実施すること)

3. Acceptable condition (許容可能な条件)

Output voltage variations during the test, it is within specifications.
(試験中の出力電圧の変動は、仕様内であること。)

No damage to the parts that no smoke or fire.
(部品へのダメージがなく、発煙や発火もないこと。)

4. Test result (試験結果)

Test level (試験レベル)	Contact discharge (接触放電)		Air discharge (気中放電)	
	Test voltage (試験電圧)	Result (結果)	Test voltage (試験電圧)	Result (結果)
Level 1	2kV	OK	2kV	OK
Level 2	4kV	OK	4kV	OK
Level 3	6kV	OK	8kV	OK

Model	OZP-120-12/15 (15V DC Output Settings)
Test Item	Radiated, radio-frequency, electromagnetic field immunity test 放射無線周波電磁界イミュニティ試験

1. Test conditions (試験条件)

Ambient Temperature: 25±5°C
(周囲温度: 25±5°C)

Input: 100V, 230V AC
(入力: AC100V、AC230V)

Load: Rated load
(負荷: 定格負荷)

Standard: IEC61000-4-3
(引用規格: IEC61000-4-3)

2. Test method (試験方法)

Frequency band: 80MHz to 1000MHz
(周波数範囲: 80MHzから1000MHz)

Amplitude modulated: 80%, 1kHz
(振幅変調: 80%, 1kHz)

Wave angle: Horizontal, Vertical
(偏波: 水平、垂直)

Distance: 3m
(距離: 3m)

This product must be tested with the chassis.
(この製品はシャーシ付きで試験を実施すること)

3. Acceptable condition (許容可能な条件)

Output voltage variations during the test, it is within specifications.
(試験中の出力電圧の変動は、仕様内であること。)

No damage to the parts that no smoke or fire.
(部品へのダメージがなく、発煙や発火もないこと。)

4. Test result (試験結果)

Test level (試験レベル)	Radiation field strength (放射電磁界強度)	Result (結果)
Level 1	1V/m	OK
Level 2	3V/m	OK
Level 3	10V/m	OK

Model	OZP-120-12/15 (15V DC Output Settings)
Test Item	Electrical fast transient / burst immunity test 電氣的ファーストランジェント／バーストイミュニティ試験

1.Test conditions (試験条件)

Ambient Temperature: 25±5°C
(周囲温度: 25±5°C)

Input: 100V, 230V AC
(入力: AC100V、AC230V)

Load: Rated load
(負荷: 定格負荷)

Standard: IEC61000-4-4
(引用規格: IEC61000-4-4)

2.Test method (試験方法)

Points to be applied voltage: L-N, L-FG, N-FG
(電圧印加箇所: L-N, L-FG, N-FG)

This product must be tested with the chassis.
(この製品はシャーシ付きで試験を実施すること)

3.Acceptable condition (許容可能な条件)

Output voltage variations during the test, it is within specifications.
(試験中の出力電圧の変動は、仕様内であること。)

No damage to the parts that no smoke or fire.
(部品へのダメージがなく、発煙や発火もないこと。)

4.Test result (試験結果)

Test level (試験レベル)	Test voltage (試験電圧)	Repetition rate (繰り返し率)	Result (結果)
Level 1	0.5kV	5kHz	OK
Level 2	1.0kV	5kHz	OK
Level 3	2.0kV	5kHz	OK

Model	OZP-120-12/15 (15V DC Output Settings)
Test Item	Surge immunity test サージイミュニティ試験

1.Test conditions (試験条件)

Ambient Temperature: 25±5°C
(周囲温度: 25±5°C)

Input: 100V, 230V AC
(入力: AC100V、AC230V)

Load: Rated load
(負荷: 定格負荷)

Standard: IEC61000-4-5
(引用規格: IEC61000-4-5)

2.Test method (試験方法)

Test mode: Normal mode (L-N), Common mode (L-FG, N-FG)
(試験モード: ノーマルモード、コモンモード)

Polarity: +/-
(極性: +/-)

Number of tests: 5 times
(試験回数: 5回)

Test interval: 1 minute
(試験間隔: 1分)

This product must be tested with the chassis.
(この製品はシャーシ付きで試験を実施すること)

3.Acceptable condition (許容可能な条件)

Output voltage variations during the test, it is within specifications.
(試験中の出力電圧の変動は、仕様内であること。)

No damage to the parts that no smoke or fire.
(部品へのダメージがなく、発煙や発火もないこと。)

4.Test result (試験結果)

Test level (試験レベル)	Normal mode (ノーマルモード)		Common mode (コモンモード)	
	Test voltage (試験電圧)	Result (結果)	Test voltage (試験電圧)	Result (結果)
Level 1	-	-	0.5kV	OK
Level 2	0.5kV	OK	1kV	OK
Level 3	1kV	OK	2kV	OK

Model	OZP-120-12/15 (15V DC Output Settings)
Test Item	Conducted disturbances induced by radio-frequency fields immunity test 伝導性無線周波数電磁界イミュニティ試験

1.Test conditions (試験条件)

Ambient Temperature: 25±5°C
(周囲温度: 25±5°C)

Input: 100V, 230V AC
(入力: AC100V、AC230V)

Load: Rated load
(負荷: 定格負荷)

Standard: IEC61000-4-6
(引用規格: IEC61000-4-6)

2.Test method (試験方法)

Frequency band: 150kHz to 80MHz
(周波数範囲: 150kHzから80MHz)

Amplitude modulated: 80%, 1kHz
(振幅変調: 80%, 1kHz)

This product must be tested with the chassis.
(この製品はシャーシ付きで試験を実施すること)

3.Acceptable condition (許容可能な条件)

Output voltage variations during the test, it is within specifications.
(試験中の出力電圧の変動は、仕様内であること。)

No damage to the parts that no smoke or fire.
(部品へのダメージがなく、発煙や発火もないこと。)

4.Test result (試験結果)

Test level (試験レベル)	Voltage level (e.m.f) (電圧レベル(e.m.f))		Result (結果)
Level 1	120dB(μV)	1V	OK
Level 2	130dB(μV)	3V	OK
Level 3	140dB(μV)	10V	OK

Model	OZP-120-12/15 (15V DC Output Settings)
Test Item	Power frequency magnetic field immunity test 電力周波数磁界イミュニティ試験

1. Test conditions (試験条件)

Ambient Temperature: 25 ± 5°C
(周囲温度: 25 ± 5°C)

Input: 100V, 230V AC
(入力: AC100V、AC230V)

Load: Rated load
(負荷: 定格負荷)

Standard: IEC61000-4-8
(引用規格: IEC61000-4-8)

2. Test method (試験方法)

Magnetic frequency: 50, 60Hz
(磁界周波数: 50、60Hz)

Test time: 1 minutes (each direction)
(試験時間: 各方向1分)

Magnetic field direction: Front, Left side, Right side, Rear, Horizontal, Vertical
(印加方向: 正面、左側、右側、背面、水平、垂直)

This product must be tested with the chassis.
(この製品はシャーシ付きで試験を実施すること)

3. Acceptable condition (許容可能な条件)

Output voltage variations during the test, it is within specifications.
(試験中の出力電圧の変動は、仕様内であること。)

No damage to the parts that no smoke or fire.
(部品へのダメージがなく、発煙や発火もないこと。)

4. Test result (試験結果)

Test level (試験レベル)	Magnetic field strength (放射電磁界強度)	Result (結果)
Level 1	1A/m	OK
Level 2	3A/m	OK
Level 3	10A/m	OK
Level 4	30A/m	OK

Model	OZP-120-12/15 (15V DC Output Settings)
Test Item	Voltage dips, short interruptions immunity test 電圧ディップ、瞬時停電イミュニティ試験

1.Test conditions (試験条件)

Ambient Temperature: 25±5°C
(周囲温度: 25±5°C)

Input: 100V, 230V AC
(入力: AC100V、AC230V)

Load: Rated load
(負荷: 定格負荷)

Standard: IEC61000-4-11
(引用規格: IEC61000-4-11)

2.Test method (試験方法)

Number of tests: 3 times
(試験回数: 3回)

Interval: 10s min.
(試験間隔: 10秒以上)

This product must be tested with the chassis.
(この製品はシャーシ付きで試験を実施すること)

3.Acceptable condition (許容可能な条件)

Voltage dip test time is about 10ms, the output voltage is within specification during the test.
(試験時間が10msの電圧ディップについては、試験中の出力電圧は仕様内であること。)

Voltage dip test time is about 500ms and 5000ms, the output voltage to be within specification after testing.
(電圧ディップ試験時間が500msと5000msについては、試験後の出力電圧が仕様内であること。)

No damage to the parts that no smoke or fire.
(部品へのダメージがなく、発煙や発火もないこと。)

4.Test result (試験結果)

Dip level (ディップレベル)	Residual voltage level (残留電圧レベル)	Voltage dip time (電圧ディップ時間)	Result (結果)
30%	70%	500ms	OK
95%	5%	10ms	OK
100%	0%	5000ms	OK