



Test Data

PC1U-210P-X2S

(AC85~264V)

DC POWER SUPPLY

Approved by : H. Imai

Prepared by : A. Tatumi

INPUT : AC 85V ~ 264V

OUTPUT : V1: 5V 12A (Peak 24A)
V2: 3.3V 6A (Peak 14A)
V3: 12V 8A (Peak 10A)
V4: -5V 0.3A
V5: -12V 0.8A
V6: 5Vs 1.5A (Peak 2.5A)

株式会社 ニプロン
Nipron.Co.,Ltd.

CONTENTS

1. Line Regulation	1 ~ 3
2. Input Current (by Load Power)	4
3. Input Power (by Load Power)	5
4. Efficiency	6
5. Power Factor	7
6. Instantaneous Interruption Compensation (by Load Power)	8
7. Load Regulation	9 ~ 11
8. Ripple-Noise	12
9. Over-Current Protection	13
10. Over-Voltage Protection	14
11. Inrush Current	15
12. Dynamic Load Response	16 ~ 18
13. 12V Cross Regulation	19
14. Ambient Temperature Drift	20 ~ 22
15. Harmonic Current	23 ~ 24
16. Leakage Current	25
17. Line Noise Tolerance	26
18. Conducted Emission	27 ~ 28

Model	PC1U-210P-X2S																
Item	Line Regulation																
<p>V1:5V 12A</p> <p style="text-align: center;">at AC Input</p> <p style="text-align: center;">at AC Input</p> <table border="1"> <thead> <tr> <th>Input Voltage [V]</th> <th>Output Voltage [V]</th> <th>Fluctuation Value [%]</th> </tr> </thead> <tbody> <tr> <td>AC 85</td> <td>5.061</td> <td>1.22</td> </tr> <tr> <td>100</td> <td>5.061</td> <td>1.22</td> </tr> <tr> <td>240</td> <td>5.061</td> <td>1.22</td> </tr> <tr> <td>264</td> <td>5.061</td> <td>1.22</td> </tr> </tbody> </table>		Input Voltage [V]	Output Voltage [V]	Fluctuation Value [%]	AC 85	5.061	1.22	100	5.061	1.22	240	5.061	1.22	264	5.061	1.22	
Input Voltage [V]	Output Voltage [V]	Fluctuation Value [%]															
AC 85	5.061	1.22															
100	5.061	1.22															
240	5.061	1.22															
264	5.061	1.22															
<p>V2:3.3V 6A</p> <p style="text-align: center;">at AC Input</p> <p style="text-align: center;">at AC Input</p> <table border="1"> <thead> <tr> <th>Input Voltage [V]</th> <th>Output Voltage [V]</th> <th>Fluctuation Value [%]</th> </tr> </thead> <tbody> <tr> <td>AC 85</td> <td>3.275</td> <td>-0.76</td> </tr> <tr> <td>100</td> <td>3.275</td> <td>-0.76</td> </tr> <tr> <td>240</td> <td>3.275</td> <td>-0.76</td> </tr> <tr> <td>264</td> <td>3.275</td> <td>-0.76</td> </tr> </tbody> </table>		Input Voltage [V]	Output Voltage [V]	Fluctuation Value [%]	AC 85	3.275	-0.76	100	3.275	-0.76	240	3.275	-0.76	264	3.275	-0.76	
Input Voltage [V]	Output Voltage [V]	Fluctuation Value [%]															
AC 85	3.275	-0.76															
100	3.275	-0.76															
240	3.275	-0.76															
264	3.275	-0.76															

Model	PC1U-210P-X2S															
Item	Line Regulation															
<p>V3: 12V 8A</p> <p style="text-align: center;">at AC Input</p> <table border="1" style="margin-left: auto; margin-right: auto;"> <caption>at AC Input</caption> <thead> <tr> <th>Input Voltage [V]</th> <th>Output Voltage [V]</th> <th>Fluctuation Value [%]</th> </tr> </thead> <tbody> <tr> <td>AC 85</td> <td>12.014</td> <td>0.12</td> </tr> <tr> <td>100</td> <td>12.012</td> <td>0.10</td> </tr> <tr> <td>240</td> <td>12.019</td> <td>0.16</td> </tr> <tr> <td>264</td> <td>12.018</td> <td>0.15</td> </tr> </tbody> </table>		Input Voltage [V]	Output Voltage [V]	Fluctuation Value [%]	AC 85	12.014	0.12	100	12.012	0.10	240	12.019	0.16	264	12.018	0.15
Input Voltage [V]	Output Voltage [V]	Fluctuation Value [%]														
AC 85	12.014	0.12														
100	12.012	0.10														
240	12.019	0.16														
264	12.018	0.15														
<p>V4: -5V 0.3A</p> <p style="text-align: center;">at AC Input</p> <table border="1" style="margin-left: auto; margin-right: auto;"> <caption>at AC Input</caption> <thead> <tr> <th>Input Voltage [V]</th> <th>Output Voltage [V]</th> <th>Fluctuation Value [%]</th> </tr> </thead> <tbody> <tr> <td>AC 85</td> <td>-4.978</td> <td>-0.44</td> </tr> <tr> <td>100</td> <td>-4.978</td> <td>-0.44</td> </tr> <tr> <td>240</td> <td>-4.978</td> <td>-0.44</td> </tr> <tr> <td>264</td> <td>-4.978</td> <td>-0.44</td> </tr> </tbody> </table>		Input Voltage [V]	Output Voltage [V]	Fluctuation Value [%]	AC 85	-4.978	-0.44	100	-4.978	-0.44	240	-4.978	-0.44	264	-4.978	-0.44
Input Voltage [V]	Output Voltage [V]	Fluctuation Value [%]														
AC 85	-4.978	-0.44														
100	-4.978	-0.44														
240	-4.978	-0.44														
264	-4.978	-0.44														

Model	PC1U-210P-X2S															
Item	Line Regulation															
V5: -12V 0.8A																
<p style="text-align: center;">at AC Input</p> <p style="text-align: center;">at AC Input</p> <table border="1"> <thead> <tr> <th>Input Voltage [V]</th> <th>Output Voltage [V]</th> <th>Fluctuation Value [%]</th> </tr> </thead> <tbody> <tr> <td>AC 85</td> <td>-11.480</td> <td>-4.33</td> </tr> <tr> <td>100</td> <td>-11.480</td> <td>-4.33</td> </tr> <tr> <td>240</td> <td>-11.480</td> <td>-4.34</td> </tr> <tr> <td>264</td> <td>-11.480</td> <td>-4.34</td> </tr> </tbody> </table>		Input Voltage [V]	Output Voltage [V]	Fluctuation Value [%]	AC 85	-11.480	-4.33	100	-11.480	-4.33	240	-11.480	-4.34	264	-11.480	-4.34
Input Voltage [V]	Output Voltage [V]	Fluctuation Value [%]														
AC 85	-11.480	-4.33														
100	-11.480	-4.33														
240	-11.480	-4.34														
264	-11.480	-4.34														
V6: 5Vs 1.5A																
<p style="text-align: center;">at AC Input</p> <p style="text-align: center;">at AC Input</p> <table border="1"> <thead> <tr> <th>Input Voltage [V]</th> <th>Output Voltage [V]</th> <th>Fluctuation Value [%]</th> </tr> </thead> <tbody> <tr> <td>AC 85</td> <td>5.069</td> <td>1.38</td> </tr> <tr> <td>100</td> <td>5.069</td> <td>1.38</td> </tr> <tr> <td>240</td> <td>5.068</td> <td>1.36</td> </tr> <tr> <td>264</td> <td>5.068</td> <td>1.36</td> </tr> </tbody> </table>		Input Voltage [V]	Output Voltage [V]	Fluctuation Value [%]	AC 85	5.069	1.38	100	5.069	1.38	240	5.068	1.36	264	5.068	1.36
Input Voltage [V]	Output Voltage [V]	Fluctuation Value [%]														
AC 85	5.069	1.38														
100	5.069	1.38														
240	5.068	1.36														
264	5.068	1.36														

Model	PC1U-210P-X2S																																																																					
Item	Input Current (by Load Power)																																																																					
<p style="text-align: center;">at AC Input</p> <p style="text-align: center;">at AC Input</p> <table border="1"> <thead> <tr> <th rowspan="2">Load Power [W]</th> <th colspan="4">Input Current [A rms]</th> </tr> <tr> <th>Input Voltage AC85V</th> <th>Input Voltage AC100V</th> <th>Input Voltage AC240V</th> <th>Input Voltage AC264V</th> </tr> </thead> <tbody> <tr> <td>7.5</td> <td>0.37</td> <td>0.32</td> <td>0.18</td> <td>0.18</td> </tr> <tr> <td>39.6</td> <td>0.84</td> <td>0.71</td> <td>0.32</td> <td>0.33</td> </tr> <tr> <td>79.2</td> <td>1.45</td> <td>1.21</td> <td>0.54</td> <td>0.52</td> </tr> <tr> <td>118.8</td> <td>2.07</td> <td>1.73</td> <td>0.75</td> <td>0.71</td> </tr> <tr> <td>158.4</td> <td>2.73</td> <td>2.27</td> <td>0.96</td> <td>0.90</td> </tr> </tbody> </table>		Load Power [W]	Input Current [A rms]				Input Voltage AC85V	Input Voltage AC100V	Input Voltage AC240V	Input Voltage AC264V	7.5	0.37	0.32	0.18	0.18	39.6	0.84	0.71	0.32	0.33	79.2	1.45	1.21	0.54	0.52	118.8	2.07	1.73	0.75	0.71	158.4	2.73	2.27	0.96	0.90	<table border="1"> <thead> <tr> <th rowspan="2">Load Power [W]</th> <th colspan="4">Input Current [A rms]</th> </tr> <tr> <th>Input Voltage AC85V</th> <th>Input Voltage AC100V</th> <th>Input Voltage AC240V</th> <th>Input Voltage AC264V</th> </tr> </thead> <tbody> <tr> <td>7.5</td> <td>0.37</td> <td>0.32</td> <td>0.18</td> <td>0.18</td> </tr> <tr> <td>39.6</td> <td>0.84</td> <td>0.71</td> <td>0.32</td> <td>0.33</td> </tr> <tr> <td>79.2</td> <td>1.45</td> <td>1.21</td> <td>0.54</td> <td>0.52</td> </tr> <tr> <td>118.8</td> <td>2.07</td> <td>1.73</td> <td>0.75</td> <td>0.71</td> </tr> <tr> <td>158.4</td> <td>2.73</td> <td>2.27</td> <td>0.96</td> <td>0.90</td> </tr> </tbody> </table>	Load Power [W]	Input Current [A rms]				Input Voltage AC85V	Input Voltage AC100V	Input Voltage AC240V	Input Voltage AC264V	7.5	0.37	0.32	0.18	0.18	39.6	0.84	0.71	0.32	0.33	79.2	1.45	1.21	0.54	0.52	118.8	2.07	1.73	0.75	0.71	158.4	2.73	2.27	0.96	0.90
Load Power [W]	Input Current [A rms]																																																																					
	Input Voltage AC85V	Input Voltage AC100V	Input Voltage AC240V	Input Voltage AC264V																																																																		
7.5	0.37	0.32	0.18	0.18																																																																		
39.6	0.84	0.71	0.32	0.33																																																																		
79.2	1.45	1.21	0.54	0.52																																																																		
118.8	2.07	1.73	0.75	0.71																																																																		
158.4	2.73	2.27	0.96	0.90																																																																		
Load Power [W]	Input Current [A rms]																																																																					
	Input Voltage AC85V	Input Voltage AC100V	Input Voltage AC240V	Input Voltage AC264V																																																																		
7.5	0.37	0.32	0.18	0.18																																																																		
39.6	0.84	0.71	0.32	0.33																																																																		
79.2	1.45	1.21	0.54	0.52																																																																		
118.8	2.07	1.73	0.75	0.71																																																																		
158.4	2.73	2.27	0.96	0.90																																																																		

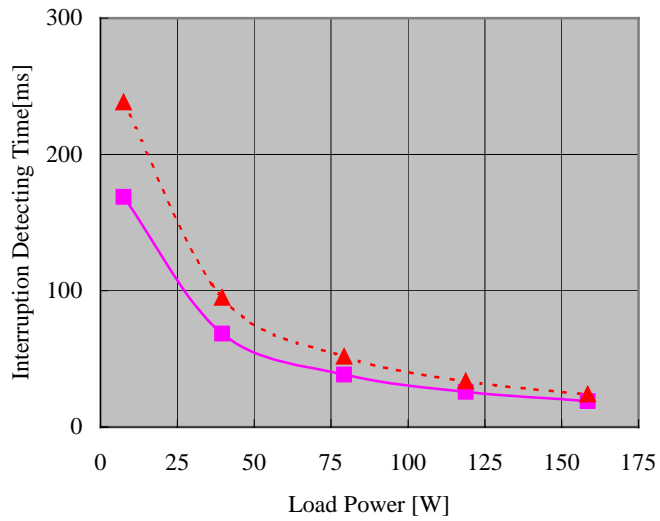
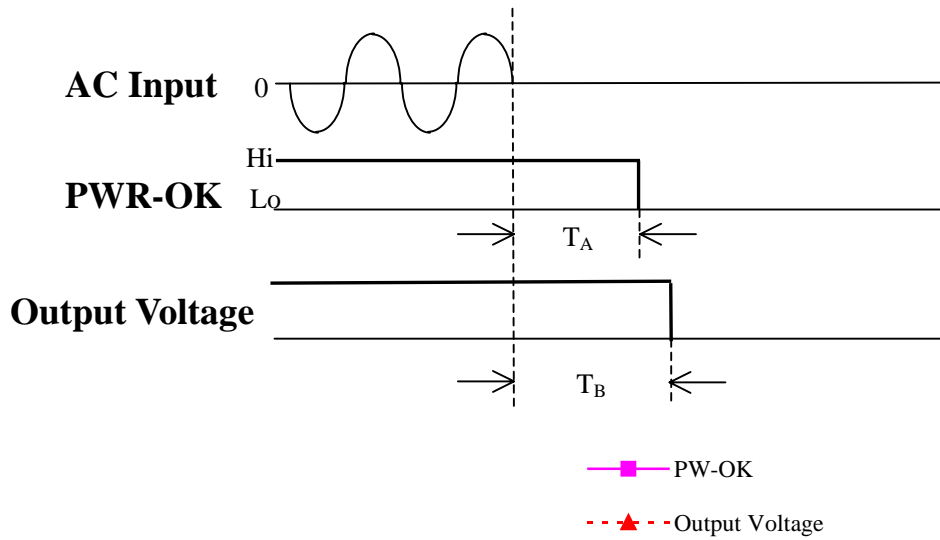
Model	PC1U-210P-X2S																																																																					
Item	Input Power (by Load Power)																																																																					
<p style="text-align: center;">at AC Input</p> <p style="text-align: center;">at AC Input</p> <table border="1"> <thead> <tr> <th rowspan="2">Load Power [W]</th> <th colspan="4">Input Power [W]</th> </tr> <tr> <th>Input Voltage AC85V</th> <th>Input Voltage AC100V</th> <th>Input Voltage AC240V</th> <th>Input Voltage AC264V</th> </tr> </thead> <tbody> <tr> <td>7.5</td> <td>30.99</td> <td>30.88</td> <td>30.49</td> <td>30.44</td> </tr> <tr> <td>39.6</td> <td>70.54</td> <td>69.29</td> <td>66.88</td> <td>66.99</td> </tr> <tr> <td>79.2</td> <td>121.93</td> <td>120.17</td> <td>115.70</td> <td>115.28</td> </tr> <tr> <td>118.8</td> <td>175.32</td> <td>172.29</td> <td>164.89</td> <td>164.55</td> </tr> <tr> <td>158.4</td> <td>231.35</td> <td>226.26</td> <td>214.60</td> <td>213.97</td> </tr> </tbody> </table>		Load Power [W]	Input Power [W]				Input Voltage AC85V	Input Voltage AC100V	Input Voltage AC240V	Input Voltage AC264V	7.5	30.99	30.88	30.49	30.44	39.6	70.54	69.29	66.88	66.99	79.2	121.93	120.17	115.70	115.28	118.8	175.32	172.29	164.89	164.55	158.4	231.35	226.26	214.60	213.97	<table border="1"> <thead> <tr> <th rowspan="2">Load Power [W]</th> <th colspan="4">Input Power [W]</th> </tr> <tr> <th>Input Voltage AC85V</th> <th>Input Voltage AC100V</th> <th>Input Voltage AC240V</th> <th>Input Voltage AC264V</th> </tr> </thead> <tbody> <tr> <td>7.5</td> <td>30.99</td> <td>30.88</td> <td>30.49</td> <td>30.44</td> </tr> <tr> <td>39.6</td> <td>70.54</td> <td>69.29</td> <td>66.88</td> <td>66.99</td> </tr> <tr> <td>79.2</td> <td>121.93</td> <td>120.17</td> <td>115.70</td> <td>115.28</td> </tr> <tr> <td>118.8</td> <td>175.32</td> <td>172.29</td> <td>164.89</td> <td>164.55</td> </tr> <tr> <td>158.4</td> <td>231.35</td> <td>226.26</td> <td>214.60</td> <td>213.97</td> </tr> </tbody> </table>	Load Power [W]	Input Power [W]				Input Voltage AC85V	Input Voltage AC100V	Input Voltage AC240V	Input Voltage AC264V	7.5	30.99	30.88	30.49	30.44	39.6	70.54	69.29	66.88	66.99	79.2	121.93	120.17	115.70	115.28	118.8	175.32	172.29	164.89	164.55	158.4	231.35	226.26	214.60	213.97
Load Power [W]	Input Power [W]																																																																					
	Input Voltage AC85V	Input Voltage AC100V	Input Voltage AC240V	Input Voltage AC264V																																																																		
7.5	30.99	30.88	30.49	30.44																																																																		
39.6	70.54	69.29	66.88	66.99																																																																		
79.2	121.93	120.17	115.70	115.28																																																																		
118.8	175.32	172.29	164.89	164.55																																																																		
158.4	231.35	226.26	214.60	213.97																																																																		
Load Power [W]	Input Power [W]																																																																					
	Input Voltage AC85V	Input Voltage AC100V	Input Voltage AC240V	Input Voltage AC264V																																																																		
7.5	30.99	30.88	30.49	30.44																																																																		
39.6	70.54	69.29	66.88	66.99																																																																		
79.2	121.93	120.17	115.70	115.28																																																																		
118.8	175.32	172.29	164.89	164.55																																																																		
158.4	231.35	226.26	214.60	213.97																																																																		

Model	PC1U-210P-X2S																														
Item	Efficiency																														
<p style="text-align: center;">at AC Input</p> <p style="text-align: center;">at AC Input</p> <table border="1"> <thead> <tr> <th rowspan="2">Input Voltage [V]</th> <th colspan="2">Efficiency [%]</th> </tr> <tr> <th>50% Load</th> <th>100% Load</th> </tr> </thead> <tbody> <tr> <td>85</td> <td>65.60</td> <td>68.70</td> </tr> <tr> <td>100</td> <td>66.56</td> <td>70.25</td> </tr> <tr> <td>240</td> <td>69.13</td> <td>74.06</td> </tr> <tr> <td>264</td> <td>69.39</td> <td>74.28</td> </tr> </tbody> </table>		Input Voltage [V]	Efficiency [%]		50% Load	100% Load	85	65.60	68.70	100	66.56	70.25	240	69.13	74.06	264	69.39	74.28													
Input Voltage [V]	Efficiency [%]																														
	50% Load	100% Load																													
85	65.60	68.70																													
100	66.56	70.25																													
240	69.13	74.06																													
264	69.39	74.28																													
<p style="text-align: center;">at AC Input</p> <p style="text-align: center;">at AC Input</p> <table border="1"> <thead> <tr> <th rowspan="2">Load Power [W]</th> <th colspan="4">Efficiency [%]</th> </tr> <tr> <th>Input Voltage AC85V</th> <th>Input Voltage AC100V</th> <th>Input Voltage AC240V</th> <th>Input Voltage AC264V</th> </tr> </thead> <tbody> <tr> <td>39.6</td> <td>56.87</td> <td>57.90</td> <td>59.98</td> <td>59.88</td> </tr> <tr> <td>79.2</td> <td>65.60</td> <td>66.56</td> <td>69.13</td> <td>69.39</td> </tr> <tr> <td>118.8</td> <td>68.21</td> <td>69.42</td> <td>72.54</td> <td>72.69</td> </tr> <tr> <td>158.4</td> <td>68.70</td> <td>70.25</td> <td>74.06</td> <td>74.28</td> </tr> </tbody> </table>		Load Power [W]	Efficiency [%]				Input Voltage AC85V	Input Voltage AC100V	Input Voltage AC240V	Input Voltage AC264V	39.6	56.87	57.90	59.98	59.88	79.2	65.60	66.56	69.13	69.39	118.8	68.21	69.42	72.54	72.69	158.4	68.70	70.25	74.06	74.28	
Load Power [W]	Efficiency [%]																														
	Input Voltage AC85V	Input Voltage AC100V	Input Voltage AC240V	Input Voltage AC264V																											
39.6	56.87	57.90	59.98	59.88																											
79.2	65.60	66.56	69.13	69.39																											
118.8	68.21	69.42	72.54	72.69																											
158.4	68.70	70.25	74.06	74.28																											

Model	PC1U-210P-X2S																														
Item	Power Factor																														
<p style="text-align: center;">at AC Input</p> <p style="text-align: center;">at AC Input</p> <table border="1"> <thead> <tr> <th rowspan="2">Input Voltage [V]</th> <th colspan="2">Power Factor [%]</th> </tr> <tr> <th>50%Load</th> <th>100% Load</th> </tr> </thead> <tbody> <tr> <td>85</td> <td>99.13</td> <td>99.55</td> </tr> <tr> <td>100</td> <td>99.07</td> <td>99.49</td> </tr> <tr> <td>240</td> <td>89.92</td> <td>93.16</td> </tr> <tr> <td>264</td> <td>83.93</td> <td>90.26</td> </tr> </tbody> </table>		Input Voltage [V]	Power Factor [%]		50%Load	100% Load	85	99.13	99.55	100	99.07	99.49	240	89.92	93.16	264	83.93	90.26													
Input Voltage [V]	Power Factor [%]																														
	50%Load	100% Load																													
85	99.13	99.55																													
100	99.07	99.49																													
240	89.92	93.16																													
264	83.93	90.26																													
<p style="text-align: center;">at AC Input</p> <p style="text-align: center;">at AC Input</p> <table border="1"> <thead> <tr> <th rowspan="2">Load Power [W]</th> <th colspan="4">Power Factor [%]</th> </tr> <tr> <th>Input Voltage AC85V</th> <th>Input Voltage AC100V</th> <th>Input Voltage AC240V</th> <th>Input Voltage AC264V</th> </tr> </thead> <tbody> <tr> <td>39.6</td> <td>98.23</td> <td>98.17</td> <td>86.01</td> <td>77.25</td> </tr> <tr> <td>79.2</td> <td>99.13</td> <td>99.07</td> <td>89.92</td> <td>83.93</td> </tr> <tr> <td>118.8</td> <td>99.44</td> <td>99.37</td> <td>91.99</td> <td>87.65</td> </tr> <tr> <td>158.4</td> <td>99.55</td> <td>99.49</td> <td>93.16</td> <td>90.26</td> </tr> </tbody> </table>		Load Power [W]	Power Factor [%]				Input Voltage AC85V	Input Voltage AC100V	Input Voltage AC240V	Input Voltage AC264V	39.6	98.23	98.17	86.01	77.25	79.2	99.13	99.07	89.92	83.93	118.8	99.44	99.37	91.99	87.65	158.4	99.55	99.49	93.16	90.26	
Load Power [W]	Power Factor [%]																														
	Input Voltage AC85V	Input Voltage AC100V	Input Voltage AC240V	Input Voltage AC264V																											
39.6	98.23	98.17	86.01	77.25																											
79.2	99.13	99.07	89.92	83.93																											
118.8	99.44	99.37	91.99	87.65																											
158.4	99.55	99.49	93.16	90.26																											

Model	PC1U-210P-X2S
Item	Instantaneous Interruption Compensation (by Load Power)

at AC Input (85V / 100V / 240V / 264V)



Load Power [W]	Interruption Detecting Time (ms)	
	PWR-OK T _A	DC Output T _B
7.5	169.02	238.20
39.6	68.70	94.88
79.2	38.64	51.76
118.8	25.84	33.58
158.4	18.94	24.04

Model	PC1U-210P-X2S																																																								
Item	Load Regulation																																																								
V1:5V 12A																																																									
<p>at AC Input</p> <p>Legend: AC85V (Blue square) AC100V (Magenta diamond) AC240V (Red triangle) AC264V (Green circle)</p>		<p>at AC Input</p> <table border="1"> <thead> <tr> <th rowspan="2">Load Power [W]</th> <th colspan="4">Fluctuation Value [%]</th> </tr> <tr> <th>Input Voltage AC85V</th> <th>Input Voltage AC100V</th> <th>Input Voltage AC240V</th> <th>Input Voltage AC264V</th> </tr> </thead> <tbody> <tr><td>7.5</td><td>2.68</td><td>2.68</td><td>2.68</td><td>2.68</td></tr> <tr><td>39.6</td><td>2.44</td><td>2.44</td><td>2.44</td><td>2.44</td></tr> <tr><td>79.2</td><td>2.04</td><td>2.04</td><td>2.04</td><td>2.04</td></tr> <tr><td>118.8</td><td>1.64</td><td>1.64</td><td>1.64</td><td>1.64</td></tr> <tr><td>158.4</td><td>1.22</td><td>1.22</td><td>1.22</td><td>1.22</td></tr> <tr><td>209.6</td><td>0.28</td><td>0.24</td><td>0.24</td><td>0.24</td></tr> </tbody> </table>	Load Power [W]	Fluctuation Value [%]				Input Voltage AC85V	Input Voltage AC100V	Input Voltage AC240V	Input Voltage AC264V	7.5	2.68	2.68	2.68	2.68	39.6	2.44	2.44	2.44	2.44	79.2	2.04	2.04	2.04	2.04	118.8	1.64	1.64	1.64	1.64	158.4	1.22	1.22	1.22	1.22	209.6	0.28	0.24	0.24	0.24																
Load Power [W]	Fluctuation Value [%]																																																								
	Input Voltage AC85V	Input Voltage AC100V	Input Voltage AC240V	Input Voltage AC264V																																																					
7.5	2.68	2.68	2.68	2.68																																																					
39.6	2.44	2.44	2.44	2.44																																																					
79.2	2.04	2.04	2.04	2.04																																																					
118.8	1.64	1.64	1.64	1.64																																																					
158.4	1.22	1.22	1.22	1.22																																																					
209.6	0.28	0.24	0.24	0.24																																																					
		<table border="1"> <thead> <tr> <th rowspan="2">Load Power [W]</th> <th colspan="6">Load Current [A]</th> </tr> <tr> <th>5V</th> <th>3.3V</th> <th>12V</th> <th>-5V</th> <th>-12V</th> <th>5Vs</th> </tr> </thead> <tbody> <tr><td>7.5</td><td>1.5</td><td>0</td><td>0</td><td>0</td><td>0</td><td>0</td></tr> <tr><td>39.6</td><td>3</td><td>1.5</td><td>1.25</td><td>0.08</td><td>0.2</td><td>0.38</td></tr> <tr><td>79.2</td><td>6</td><td>3</td><td>2.5</td><td>0.15</td><td>0.4</td><td>0.75</td></tr> <tr><td>118.8</td><td>9</td><td>4.5</td><td>3.75</td><td>0.23</td><td>0.6</td><td>0.13</td></tr> <tr><td>158.4</td><td>12</td><td>6</td><td>5</td><td>0.3</td><td>0.8</td><td>1.5</td></tr> <tr><td>209.6</td><td>24</td><td>0</td><td>5.5</td><td>0.3</td><td>0.8</td><td>2.5</td></tr> </tbody> </table>	Load Power [W]	Load Current [A]						5V	3.3V	12V	-5V	-12V	5Vs	7.5	1.5	0	0	0	0	0	39.6	3	1.5	1.25	0.08	0.2	0.38	79.2	6	3	2.5	0.15	0.4	0.75	118.8	9	4.5	3.75	0.23	0.6	0.13	158.4	12	6	5	0.3	0.8	1.5	209.6	24	0	5.5	0.3	0.8	2.5
Load Power [W]	Load Current [A]																																																								
	5V	3.3V	12V	-5V	-12V	5Vs																																																			
7.5	1.5	0	0	0	0	0																																																			
39.6	3	1.5	1.25	0.08	0.2	0.38																																																			
79.2	6	3	2.5	0.15	0.4	0.75																																																			
118.8	9	4.5	3.75	0.23	0.6	0.13																																																			
158.4	12	6	5	0.3	0.8	1.5																																																			
209.6	24	0	5.5	0.3	0.8	2.5																																																			
V2:3.3V 6A																																																									
<p>at AC Input</p> <p>Legend: AC85V (Blue square) AC100V (Magenta diamond) AC240V (Red triangle) AC264V (Green circle)</p>		<p>at AC Input</p> <table border="1"> <thead> <tr> <th rowspan="2">Load Power [W]</th> <th colspan="4">Fluctuation Value [%]</th> </tr> <tr> <th>Input Voltage AC85V</th> <th>Input Voltage AC100V</th> <th>Input Voltage AC240V</th> <th>Input Voltage AC264V</th> </tr> </thead> <tbody> <tr><td>7.5</td><td>0.27</td><td>0.27</td><td>0.27</td><td>0.27</td></tr> <tr><td>39.6</td><td>0.12</td><td>0.12</td><td>0.09</td><td>0.09</td></tr> <tr><td>79.2</td><td>-0.21</td><td>-0.21</td><td>-0.21</td><td>-0.21</td></tr> <tr><td>118.8</td><td>-0.48</td><td>-0.48</td><td>-0.48</td><td>-0.48</td></tr> <tr><td>158.4</td><td>-0.76</td><td>-0.76</td><td>-0.76</td><td>-0.76</td></tr> <tr><td>185.8</td><td>-1.97</td><td>-1.94</td><td>-1.91</td><td>-1.91</td></tr> </tbody> </table>	Load Power [W]	Fluctuation Value [%]				Input Voltage AC85V	Input Voltage AC100V	Input Voltage AC240V	Input Voltage AC264V	7.5	0.27	0.27	0.27	0.27	39.6	0.12	0.12	0.09	0.09	79.2	-0.21	-0.21	-0.21	-0.21	118.8	-0.48	-0.48	-0.48	-0.48	158.4	-0.76	-0.76	-0.76	-0.76	185.8	-1.97	-1.94	-1.91	-1.91																
Load Power [W]	Fluctuation Value [%]																																																								
	Input Voltage AC85V	Input Voltage AC100V	Input Voltage AC240V	Input Voltage AC264V																																																					
7.5	0.27	0.27	0.27	0.27																																																					
39.6	0.12	0.12	0.09	0.09																																																					
79.2	-0.21	-0.21	-0.21	-0.21																																																					
118.8	-0.48	-0.48	-0.48	-0.48																																																					
158.4	-0.76	-0.76	-0.76	-0.76																																																					
185.8	-1.97	-1.94	-1.91	-1.91																																																					
		<table border="1"> <thead> <tr> <th rowspan="2">Load Power [W]</th> <th colspan="6">Load Current [A]</th> </tr> <tr> <th>5V</th> <th>3.3V</th> <th>12V</th> <th>-5V</th> <th>-12V</th> <th>5Vs</th> </tr> </thead> <tbody> <tr><td>7.5</td><td>1.5</td><td>0</td><td>0</td><td>0</td><td>0</td><td>0</td></tr> <tr><td>39.6</td><td>3</td><td>1.5</td><td>1.25</td><td>0.08</td><td>0.2</td><td>0.38</td></tr> <tr><td>79.2</td><td>6</td><td>3</td><td>2.5</td><td>0.15</td><td>0.4</td><td>0.75</td></tr> <tr><td>118.8</td><td>9</td><td>4.5</td><td>3.75</td><td>0.23</td><td>0.6</td><td>0.13</td></tr> <tr><td>158.4</td><td>12</td><td>6</td><td>5</td><td>0.3</td><td>0.8</td><td>1.5</td></tr> <tr><td>185.8</td><td>10</td><td>14</td><td>5.5</td><td>0.3</td><td>0.8</td><td>2.5</td></tr> </tbody> </table>	Load Power [W]	Load Current [A]						5V	3.3V	12V	-5V	-12V	5Vs	7.5	1.5	0	0	0	0	0	39.6	3	1.5	1.25	0.08	0.2	0.38	79.2	6	3	2.5	0.15	0.4	0.75	118.8	9	4.5	3.75	0.23	0.6	0.13	158.4	12	6	5	0.3	0.8	1.5	185.8	10	14	5.5	0.3	0.8	2.5
Load Power [W]	Load Current [A]																																																								
	5V	3.3V	12V	-5V	-12V	5Vs																																																			
7.5	1.5	0	0	0	0	0																																																			
39.6	3	1.5	1.25	0.08	0.2	0.38																																																			
79.2	6	3	2.5	0.15	0.4	0.75																																																			
118.8	9	4.5	3.75	0.23	0.6	0.13																																																			
158.4	12	6	5	0.3	0.8	1.5																																																			
185.8	10	14	5.5	0.3	0.8	2.5																																																			

Model	PC1U-210P-X2S																																																								
Item	Load Regulation																																																								
V3:12V 8A																																																									
<p>at AC Input</p>		<p>at AC Input</p> <table border="1"> <thead> <tr> <th rowspan="2">Load Power [W]</th> <th colspan="4">Fluctuation Value [%]</th> </tr> <tr> <th>Input Voltage AC85V</th> <th>Input Voltage AC100V</th> <th>Input Voltage AC240V</th> <th>Input Voltage AC264V</th> </tr> </thead> <tbody> <tr><td>7.5</td><td>1.51</td><td>1.51</td><td>1.52</td><td>1.52</td></tr> <tr><td>39.96</td><td>1.29</td><td>1.29</td><td>1.30</td><td>1.30</td></tr> <tr><td>79.91</td><td>0.98</td><td>1.00</td><td>1.00</td><td>1.01</td></tr> <tr><td>119.87</td><td>0.62</td><td>0.62</td><td>0.62</td><td>0.63</td></tr> <tr><td>159.8</td><td>0.12</td><td>0.10</td><td>0.16</td><td>0.15</td></tr> <tr><td>209.6</td><td>0.07</td><td>0.03</td><td>-0.02</td><td>-0.06</td></tr> </tbody> </table>	Load Power [W]	Fluctuation Value [%]				Input Voltage AC85V	Input Voltage AC100V	Input Voltage AC240V	Input Voltage AC264V	7.5	1.51	1.51	1.52	1.52	39.96	1.29	1.29	1.30	1.30	79.91	0.98	1.00	1.00	1.01	119.87	0.62	0.62	0.62	0.63	159.8	0.12	0.10	0.16	0.15	209.6	0.07	0.03	-0.02	-0.06																
Load Power [W]	Fluctuation Value [%]																																																								
	Input Voltage AC85V	Input Voltage AC100V	Input Voltage AC240V	Input Voltage AC264V																																																					
7.5	1.51	1.51	1.52	1.52																																																					
39.96	1.29	1.29	1.30	1.30																																																					
79.91	0.98	1.00	1.00	1.01																																																					
119.87	0.62	0.62	0.62	0.63																																																					
159.8	0.12	0.10	0.16	0.15																																																					
209.6	0.07	0.03	-0.02	-0.06																																																					
		<table border="1"> <thead> <tr> <th rowspan="2">Load Power [W]</th> <th colspan="6">Load Current [A]</th> </tr> <tr> <th>5V</th> <th>3.3V</th> <th>12V</th> <th>-5V</th> <th>-12V</th> <th>5Vs</th> </tr> </thead> <tbody> <tr><td>7.5</td><td>1.5</td><td>0</td><td>0</td><td>0</td><td>0</td><td>0</td></tr> <tr><td>39.96</td><td>1.7</td><td>0.85</td><td>2</td><td>0.08</td><td>0.2</td><td>0.38</td></tr> <tr><td>79.91</td><td>3.4</td><td>1.7</td><td>4</td><td>0.15</td><td>0.4</td><td>0.75</td></tr> <tr><td>119.87</td><td>5.1</td><td>2.55</td><td>6</td><td>0.23</td><td>0.6</td><td>1.13</td></tr> <tr><td>159.8</td><td>6.8</td><td>3.4</td><td>8</td><td>0.3</td><td>0.8</td><td>1.5</td></tr> <tr><td>209.6</td><td>10</td><td>5</td><td>10</td><td>0.3</td><td>0.8</td><td>2.4</td></tr> </tbody> </table>	Load Power [W]	Load Current [A]						5V	3.3V	12V	-5V	-12V	5Vs	7.5	1.5	0	0	0	0	0	39.96	1.7	0.85	2	0.08	0.2	0.38	79.91	3.4	1.7	4	0.15	0.4	0.75	119.87	5.1	2.55	6	0.23	0.6	1.13	159.8	6.8	3.4	8	0.3	0.8	1.5	209.6	10	5	10	0.3	0.8	2.4
Load Power [W]	Load Current [A]																																																								
	5V	3.3V	12V	-5V	-12V	5Vs																																																			
7.5	1.5	0	0	0	0	0																																																			
39.96	1.7	0.85	2	0.08	0.2	0.38																																																			
79.91	3.4	1.7	4	0.15	0.4	0.75																																																			
119.87	5.1	2.55	6	0.23	0.6	1.13																																																			
159.8	6.8	3.4	8	0.3	0.8	1.5																																																			
209.6	10	5	10	0.3	0.8	2.4																																																			
V4:-5V 0.3A																																																									
<p>at AC Input</p>		<p>at AC Input</p> <table border="1"> <thead> <tr> <th rowspan="2">Load Power [W]</th> <th colspan="4">Fluctuation Value [%]</th> </tr> <tr> <th>Input Voltage AC85V</th> <th>Input Voltage AC100V</th> <th>Input Voltage AC240V</th> <th>Input Voltage AC264V</th> </tr> </thead> <tbody> <tr><td>7.5</td><td>-0.22</td><td>-0.22</td><td>-0.22</td><td>-0.22</td></tr> <tr><td>39.6</td><td>-0.40</td><td>-0.40</td><td>-0.40</td><td>-0.40</td></tr> <tr><td>79.2</td><td>-0.34</td><td>-0.36</td><td>-0.36</td><td>-0.36</td></tr> <tr><td>118.8</td><td>-0.40</td><td>-0.40</td><td>-0.40</td><td>-0.40</td></tr> <tr><td>158.4</td><td>-0.44</td><td>-0.44</td><td>-0.44</td><td>-0.44</td></tr> </tbody> </table>	Load Power [W]	Fluctuation Value [%]				Input Voltage AC85V	Input Voltage AC100V	Input Voltage AC240V	Input Voltage AC264V	7.5	-0.22	-0.22	-0.22	-0.22	39.6	-0.40	-0.40	-0.40	-0.40	79.2	-0.34	-0.36	-0.36	-0.36	118.8	-0.40	-0.40	-0.40	-0.40	158.4	-0.44	-0.44	-0.44	-0.44																					
Load Power [W]	Fluctuation Value [%]																																																								
	Input Voltage AC85V	Input Voltage AC100V	Input Voltage AC240V	Input Voltage AC264V																																																					
7.5	-0.22	-0.22	-0.22	-0.22																																																					
39.6	-0.40	-0.40	-0.40	-0.40																																																					
79.2	-0.34	-0.36	-0.36	-0.36																																																					
118.8	-0.40	-0.40	-0.40	-0.40																																																					
158.4	-0.44	-0.44	-0.44	-0.44																																																					
		<table border="1"> <thead> <tr> <th rowspan="2">Load Power [W]</th> <th colspan="6">Load Current [A]</th> </tr> <tr> <th>5V</th> <th>3.3V</th> <th>12V</th> <th>-5V</th> <th>-12V</th> <th>5Vs</th> </tr> </thead> <tbody> <tr><td>7.5</td><td>1.5</td><td>0</td><td>0</td><td>0</td><td>0</td><td>0</td></tr> <tr><td>39.6</td><td>3</td><td>1.5</td><td>1.25</td><td>0.08</td><td>0.2</td><td>0.38</td></tr> <tr><td>79.2</td><td>6</td><td>3</td><td>2.5</td><td>0.15</td><td>0.4</td><td>0.75</td></tr> <tr><td>118.8</td><td>9</td><td>4.5</td><td>3.75</td><td>0.23</td><td>0.6</td><td>0.13</td></tr> <tr><td>158.4</td><td>12</td><td>6</td><td>5</td><td>0.3</td><td>0.8</td><td>1.5</td></tr> </tbody> </table>	Load Power [W]	Load Current [A]						5V	3.3V	12V	-5V	-12V	5Vs	7.5	1.5	0	0	0	0	0	39.6	3	1.5	1.25	0.08	0.2	0.38	79.2	6	3	2.5	0.15	0.4	0.75	118.8	9	4.5	3.75	0.23	0.6	0.13	158.4	12	6	5	0.3	0.8	1.5							
Load Power [W]	Load Current [A]																																																								
	5V	3.3V	12V	-5V	-12V	5Vs																																																			
7.5	1.5	0	0	0	0	0																																																			
39.6	3	1.5	1.25	0.08	0.2	0.38																																																			
79.2	6	3	2.5	0.15	0.4	0.75																																																			
118.8	9	4.5	3.75	0.23	0.6	0.13																																																			
158.4	12	6	5	0.3	0.8	1.5																																																			

Model	PC1U-210P-X2S																																																							
Item	Load Regulation																																																							
V5:-12V 0.8A																																																								
<p style="text-align: center;">at AC Input</p> <p style="text-align: center;">at AC Input</p> <table border="1"> <thead> <tr> <th rowspan="2">Load Power [W]</th> <th colspan="4">Fluctuation Value [%]</th> </tr> <tr> <th>Input Voltage AC85V</th> <th>Input Voltage AC100V</th> <th>Input Voltage AC240V</th> <th>Input Voltage AC264V</th> </tr> </thead> <tbody> <tr><td>7.5</td><td>-3.77</td><td>-3.77</td><td>-3.77</td><td>-3.77</td></tr> <tr><td>39.6</td><td>-3.87</td><td>-3.87</td><td>-3.87</td><td>-3.87</td></tr> <tr><td>79.2</td><td>-4.06</td><td>-4.06</td><td>-4.06</td><td>-4.06</td></tr> <tr><td>118.8</td><td>-4.20</td><td>-4.20</td><td>-4.20</td><td>-4.20</td></tr> <tr><td>158.4</td><td>-4.33</td><td>-4.33</td><td>-4.34</td><td>-4.34</td></tr> </tbody> </table>		Load Power [W]	Fluctuation Value [%]				Input Voltage AC85V	Input Voltage AC100V	Input Voltage AC240V	Input Voltage AC264V	7.5	-3.77	-3.77	-3.77	-3.77	39.6	-3.87	-3.87	-3.87	-3.87	79.2	-4.06	-4.06	-4.06	-4.06	118.8	-4.20	-4.20	-4.20	-4.20	158.4	-4.33	-4.33	-4.34	-4.34																					
Load Power [W]	Fluctuation Value [%]																																																							
	Input Voltage AC85V	Input Voltage AC100V	Input Voltage AC240V	Input Voltage AC264V																																																				
7.5	-3.77	-3.77	-3.77	-3.77																																																				
39.6	-3.87	-3.87	-3.87	-3.87																																																				
79.2	-4.06	-4.06	-4.06	-4.06																																																				
118.8	-4.20	-4.20	-4.20	-4.20																																																				
158.4	-4.33	-4.33	-4.34	-4.34																																																				
<p style="text-align: center;">Load Condition</p> <table border="1"> <thead> <tr> <th rowspan="2">Load Power [W]</th> <th colspan="6">Load Current [A]</th> </tr> <tr> <th>5V</th> <th>3.3V</th> <th>12V</th> <th>-5V</th> <th>-12V</th> <th>5Vs</th> </tr> </thead> <tbody> <tr><td>7.5</td><td>1.5</td><td>0</td><td>0</td><td>0</td><td>0</td><td>0</td></tr> <tr><td>39.6</td><td>3</td><td>1.5</td><td>1.25</td><td>0.08</td><td>0.2</td><td>0.38</td></tr> <tr><td>79.2</td><td>6</td><td>3</td><td>2.5</td><td>0.15</td><td>0.4</td><td>0.75</td></tr> <tr><td>118.8</td><td>9</td><td>4.5</td><td>3.75</td><td>0.23</td><td>0.6</td><td>0.13</td></tr> <tr><td>158.4</td><td>12</td><td>6</td><td>5</td><td>0.3</td><td>0.8</td><td>1.5</td></tr> </tbody> </table>		Load Power [W]	Load Current [A]						5V	3.3V	12V	-5V	-12V	5Vs	7.5	1.5	0	0	0	0	0	39.6	3	1.5	1.25	0.08	0.2	0.38	79.2	6	3	2.5	0.15	0.4	0.75	118.8	9	4.5	3.75	0.23	0.6	0.13	158.4	12	6	5	0.3	0.8	1.5							
Load Power [W]	Load Current [A]																																																							
	5V	3.3V	12V	-5V	-12V	5Vs																																																		
7.5	1.5	0	0	0	0	0																																																		
39.6	3	1.5	1.25	0.08	0.2	0.38																																																		
79.2	6	3	2.5	0.15	0.4	0.75																																																		
118.8	9	4.5	3.75	0.23	0.6	0.13																																																		
158.4	12	6	5	0.3	0.8	1.5																																																		
V6:5Vs 1.5A																																																								
<p style="text-align: center;">at AC Input</p> <p style="text-align: center;">at AC Input</p> <table border="1"> <thead> <tr> <th rowspan="2">Load Power [W]</th> <th colspan="4">Fluctuation Value [%]</th> </tr> <tr> <th>Input Voltage AC85V</th> <th>Input Voltage AC100V</th> <th>Input Voltage AC240V</th> <th>Input Voltage AC264V</th> </tr> </thead> <tbody> <tr><td>7.5</td><td>2.20</td><td>2.20</td><td>2.20</td><td>2.20</td></tr> <tr><td>39.6</td><td>2.08</td><td>2.08</td><td>2.08</td><td>2.08</td></tr> <tr><td>79.2</td><td>1.80</td><td>1.80</td><td>1.80</td><td>1.80</td></tr> <tr><td>118.8</td><td>1.60</td><td>1.60</td><td>1.60</td><td>1.58</td></tr> <tr><td>158.4</td><td>1.38</td><td>1.38</td><td>1.36</td><td>1.36</td></tr> <tr><td>209.6</td><td>2.08</td><td>2.08</td><td>2.08</td><td>2.08</td></tr> </tbody> </table>		Load Power [W]	Fluctuation Value [%]				Input Voltage AC85V	Input Voltage AC100V	Input Voltage AC240V	Input Voltage AC264V	7.5	2.20	2.20	2.20	2.20	39.6	2.08	2.08	2.08	2.08	79.2	1.80	1.80	1.80	1.80	118.8	1.60	1.60	1.60	1.58	158.4	1.38	1.38	1.36	1.36	209.6	2.08	2.08	2.08	2.08																
Load Power [W]	Fluctuation Value [%]																																																							
	Input Voltage AC85V	Input Voltage AC100V	Input Voltage AC240V	Input Voltage AC264V																																																				
7.5	2.20	2.20	2.20	2.20																																																				
39.6	2.08	2.08	2.08	2.08																																																				
79.2	1.80	1.80	1.80	1.80																																																				
118.8	1.60	1.60	1.60	1.58																																																				
158.4	1.38	1.38	1.36	1.36																																																				
209.6	2.08	2.08	2.08	2.08																																																				
<p style="text-align: center;">Load Condition</p> <table border="1"> <thead> <tr> <th rowspan="2">Load Power [W]</th> <th colspan="6">Load Current [A]</th> </tr> <tr> <th>5V</th> <th>3.3V</th> <th>12V</th> <th>-5V</th> <th>-12V</th> <th>5Vs</th> </tr> </thead> <tbody> <tr><td>7.5</td><td>1.5</td><td>0</td><td>0</td><td>0</td><td>0</td><td>0</td></tr> <tr><td>39.6</td><td>3</td><td>1.5</td><td>1.25</td><td>0.08</td><td>0.2</td><td>0.38</td></tr> <tr><td>79.2</td><td>6</td><td>3</td><td>2.5</td><td>0.15</td><td>0.4</td><td>0.75</td></tr> <tr><td>118.8</td><td>9</td><td>4.5</td><td>3.75</td><td>0.23</td><td>0.6</td><td>0.13</td></tr> <tr><td>158.4</td><td>12</td><td>6</td><td>5</td><td>0.3</td><td>0.8</td><td>1.5</td></tr> <tr><td>209.6</td><td>24</td><td>0</td><td>5.5</td><td>0.3</td><td>0.8</td><td>2.5</td></tr> </tbody> </table>		Load Power [W]	Load Current [A]						5V	3.3V	12V	-5V	-12V	5Vs	7.5	1.5	0	0	0	0	0	39.6	3	1.5	1.25	0.08	0.2	0.38	79.2	6	3	2.5	0.15	0.4	0.75	118.8	9	4.5	3.75	0.23	0.6	0.13	158.4	12	6	5	0.3	0.8	1.5	209.6	24	0	5.5	0.3	0.8	2.5
Load Power [W]	Load Current [A]																																																							
	5V	3.3V	12V	-5V	-12V	5Vs																																																		
7.5	1.5	0	0	0	0	0																																																		
39.6	3	1.5	1.25	0.08	0.2	0.38																																																		
79.2	6	3	2.5	0.15	0.4	0.75																																																		
118.8	9	4.5	3.75	0.23	0.6	0.13																																																		
158.4	12	6	5	0.3	0.8	1.5																																																		
209.6	24	0	5.5	0.3	0.8	2.5																																																		

Model	PC1U-210P-X2S
Item	Ripple / Noise Voltage Test

Temperature	Input Voltage	V1	5V	V2	3.3V	V3	12V
		Ripple (mV)	Noise (mV)	Ripple (mV)	Noise (mV)	Ripple (mV)	Noise (mV)
-5	85 V	24	/ 28	16	/ 20	44	/ 55
	100 V	20	/ 24	16	/ 20	44	/ 55
	240 V	20	/ 24	16	/ 20	44	/ 55
	264 V	20	/ 24	16	/ 20	44	/ 60
25	85 V	16	/ 20	16	/ 20	36	/ 40
	100 V	16	/ 20	16	/ 20	36	/ 40
	240 V	16	/ 20	12	/ 16	36	/ 40
	264 V	16	/ 20	12	/ 16	36	/ 40
55	85 V	10	/ 20	12	/ 20	30	/ 40
	100 V	10	/ 20	12	/ 20	30	/ 40
	240 V	10	/ 20	12	/ 20	30	/ 40
	264 V	10	/ 20	12	/ 20	30	/ 40
Specification		50	/ 100	50	/ 100	120	/ 170
Judgement		Good		Good		Good	

Temperature	Input Voltage	V4	-5V	V5	-12V	V6	5VS
		Ripple (mV)	Noise (mV)	Ripple (mV)	Noise (mV)	Ripple (mV)	Noise (mV)
-5	85 V	20	/ 24	20	/ 24	20	/ 24
	100 V	20	/ 24	20	/ 24	20	/ 24
	240 V	20	/ 24	20	/ 24	20	/ 24
	264 V	20	/ 24	20	/ 24	20	/ 24
25	85 V	16	/ 20	10	/ 20	16	/ 20
	100 V	16	/ 20	10	/ 20	16	/ 20
	240 V	16	/ 20	10	/ 20	16	/ 20
	264 V	16	/ 20	10	/ 20	16	/ 20
55	85 V	10	/ 30	10	/ 30	10	/ 30
	100 V	10	/ 30	10	/ 30	10	/ 30
	240 V	10	/ 28	10	/ 30	10	/ 30
	264 V	10	/ 28	10	/ 30	10	/ 30
Specification		100	/ 100	150	/ 200	50	/ 100
Judgement		Good		Good		Good	

Model	PC1U-210P-X2S
Item	Over-Current Protection

Temperature	Input Voltage	V1 5V	V2 3.3V	V3 12V
-5	85 V	29.4 A	18.0 A	13.7 A
	100 V	29.6 A	18.0 A	13.7 A
	240 V	29.6 A	18.0 A	13.5 A
	264 V	29.6 A	17.9 A	13.5 A
25	85 V	27.8 A	16.8 A	12.8 A
	100 V	27.6 A	16.7 A	12.7 A
	240 V	27.6 A	16.7 A	12.6 A
	264 V	27.6 A	16.5 A	12.5 A
55	85 V	27.8 A	16.4 A	13.1 A
	100 V	27.8 A	16.3 A	13.1 A
	240 V	27.8 A	16.2 A	12.9 A
	264 V	27.8 A	16.2 A	12.9 A
Specification		26.4A or More	14.4A or More	11A or More
Judgement		Good	Good	Good

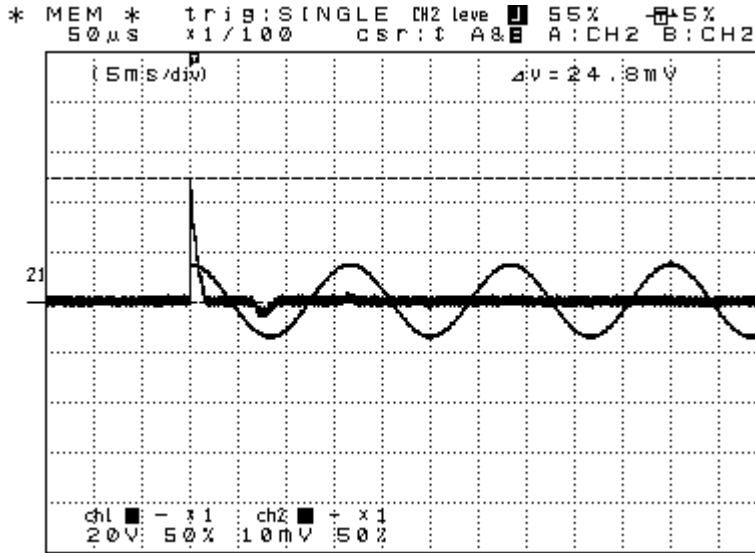
Temperature	Input Voltage	V4 -5V	V5 -12V	V6 5VS
-5	85 V	1.05 A	1.95 A	3.8 A
	100 V	1.05 A	1.95 A	3.8 A
	240 V	1.05 A	1.95 A	3.8 A
	264 V	1.05 A	1.95 A	3.8 A
25	85 V	0.85 A	1.70 A	3.3 A
	100 V	0.85 A	1.65 A	3.3 A
	240 V	0.85 A	1.65 A	3.3 A
	264 V	0.90 A	1.60 A	3.3 A
55	85 V	0.80 A	1.45 A	2.9 A
	100 V	0.80 A	1.50 A	2.9 A
	240 V	0.80 A	1.50 A	2.9 A
	264 V	0.80 A	1.50 A	2.9 A
Specification		-	-	-
Judgement		-	-	-

Model	PC1U-210P-X2S
Item	Over-Voltage Protection

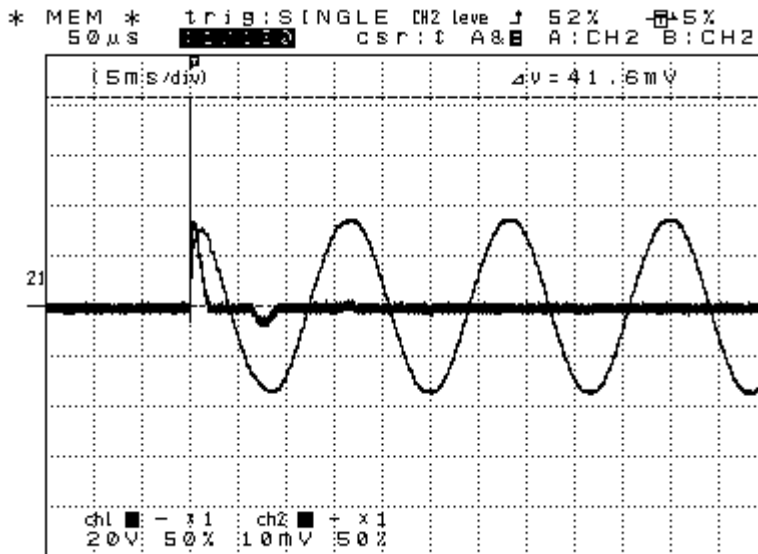
Temperature	Input Voltage	V1:5V	V2:3.3V	V3:12V
-5	AC100V	6.8V	4.28V	14.3V
	AC240V	6.8V	4.27V	14.3V
25	AC100V	6.7V	4.10V	14.4V
	AC240V	6.7V	4.10V	14.4V
55	AC100V	6.5V	3.83V	14.5V
	AC240V	6.5V	3.84V	14.5V
Specification		6.0 ~ 7.0V	3.8 ~ 4.3V	14.0 ~ 15.6V
Judgment		Good	Good	Good

Model	PC1U-210P-X2S
Item	Inrush Current

Inrush Current Wave



Wave No.1	
CH1	Measuring Point : Input Voltage
	Range 200V/DIV
CH2	Measuring Point : Input Current
	Range 10A/DIV
Time Line	5ms/DIV
Conditions	Input : AC100V 60Hz Load : Rated Load
Note :	
Inrush Current Value : 24.8A	

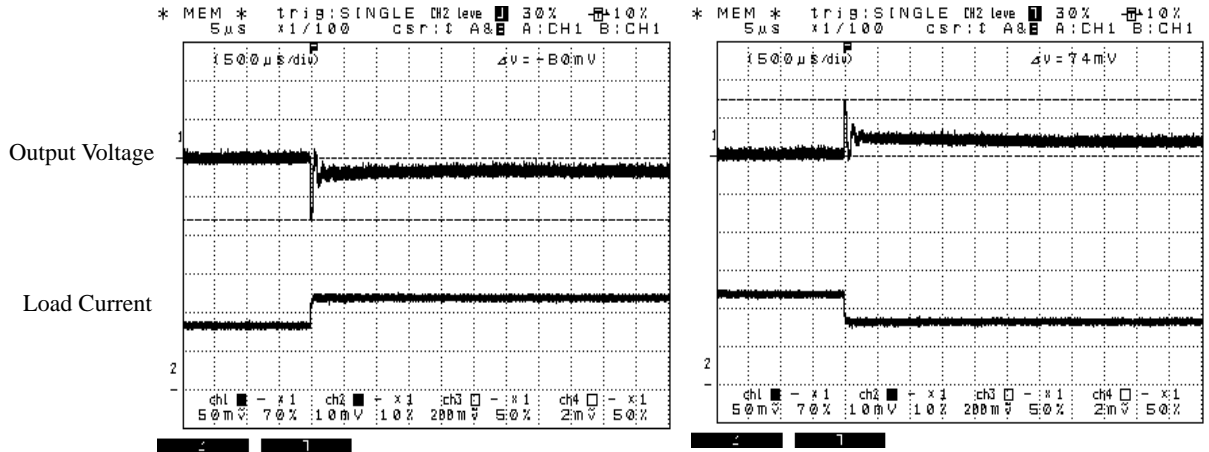


Wave No.2	
CH1	Measuring Point : Input Voltage
	Range 200V/DIV
CH2	Measuring Point : Input Current
	Range 20A/DIV
Time Line	5ms/DIV
Conditions	Input : AC240V 60Hz Load : Rated Load
Note :	
Inrush Current Value : 83.2A	

Model	PC1U-210P-X2S
Item	Dynamic Load Response

V1: +5V 12A

70% Load 100% Load

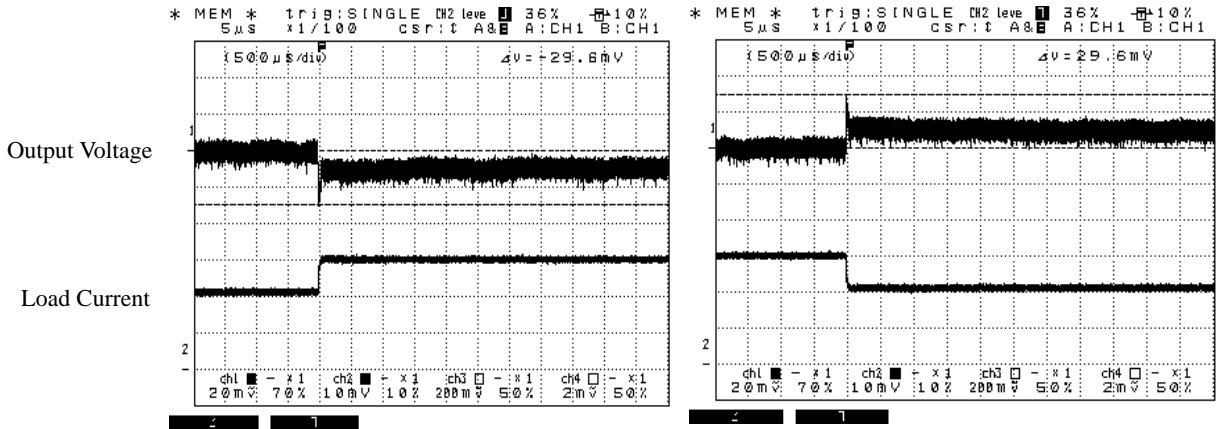


Sudden Fluctuation of Load	Fluctuation Value	ATX Specific Value	Judgement
70% Load 100% Load	- mV -80mV	± 250mV	Good
100% Load 70% Load	74mV - mV		Good

Model	PC1U-210P-X2S
Item	Dynamic Load Response

V2: +3.3V 6A

70% Load 100% Load

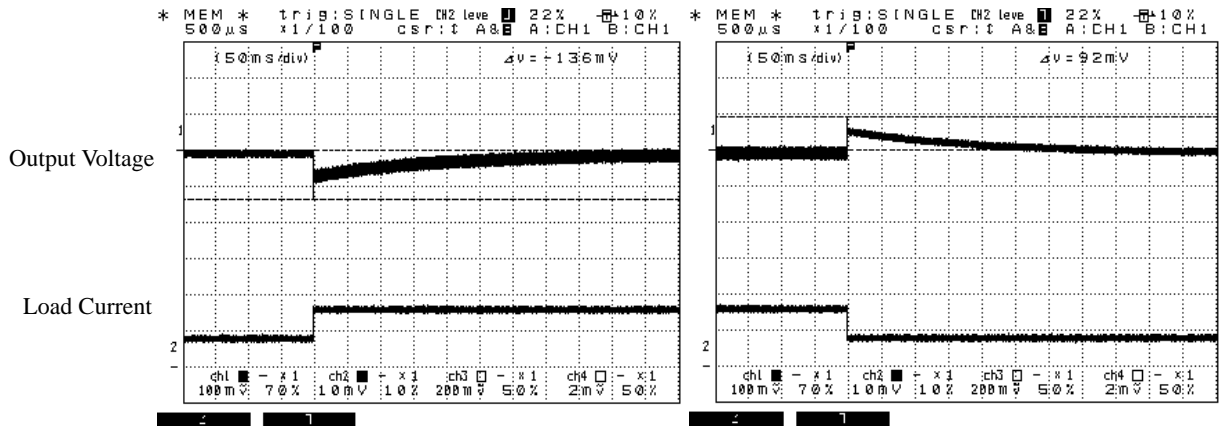


Sudden Fluctuation of Load	Fluctuation Value	ATX Specific Value	Judgement
70%Load 100% Load	- mV -29.6mV	± 165mV	Good
100% Load 70% Load	29.6mV mV		

Model	PC1U-210P-X2S
Item	Dynamic Load Response

V3: +12V 8A

50% Load 100% Load



Sudden Fluctuation of Load	Fluctuation Value	ATX Specific Value	Judgement
50%Load 100% Load	- mV -136mV	± 600mV	Good
100% Load 50% Load	92mV - mV		Good

Model	PC1U-210P-X2S
Item	12V Cross Regulation

12V Voltage Value [V]

12V Load Current	12V Voltage Value [V]			
	5V 1.5A	5V 6A	5V 12A	5V 24A
0A	12.236	12.216	12.188	12.162
1.25A	12.218	12.197	12.171	12.146
2.5A	12.202	12.181	12.154	12.129
3.75A	12.185	12.163	12.136	12.112
5A	12.166	12.145	12.116	12.092
5.5A	12.158	12.136	12.108	12.083
8A	12.117	12.095	-	-
10A	12.061	12.040	-	-

Fluctuation Value [%]

12V Load Current	Fluctuation Value [%]			
	5V 1.5A	5V 6A	5V 12A	5V 24A
0A	1.97	1.8	1.57	1.35
1.25A	1.82	1.64	1.42	1.22
2.5A	1.68	1.51	1.28	1.08
3.75A	1.54	1.36	1.13	0.93
5A	1.38	1.21	0.97	0.77
5.5A	1.32	1.13	0.90	0.69
8A	0.98	0.79	-	-
10A	0.51	0.33	-	-

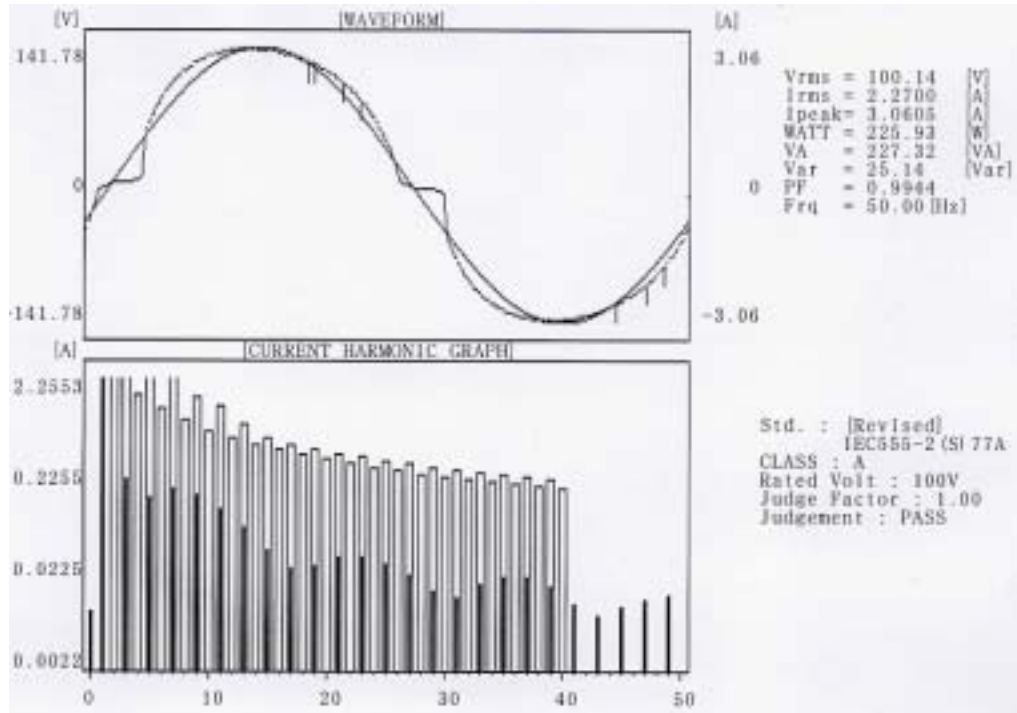
Model	PC1U-210P-X2S			
Item	Ambient Temperature Drift			
V1:5V 12A				
at AC Input				
Output Voltage [V]				
Temperature ()	Input Voltage AC85V	Input Voltage AC100V	Input Voltage AC240V	Input Voltage AC264V
-5	5.042	5.042	5.042	5.042
25	5.034	5.034	5.034	5.034
55	5.026	5.026	5.026	5.026
Fluctuation Value [%]				
Temperature ()	Input Voltage AC85V	Input Voltage AC100V	Input Voltage AC240V	Input Voltage AC264V
-5	0.84	0.84	0.84	0.84
25	0.68	0.68	0.68	0.68
55	0.52	0.52	0.52	0.52
V2:3.3V 6A				
at AC Input				
Output Voltage [V]				
Temperature ()	Input Voltage AC85V	Input Voltage AC100V	Input Voltage AC240V	Input Voltage AC264V
-5	3.279	3.279	3.279	3.278
25	3.282	3.282	3.282	3.282
55	3.284	3.284	3.284	3.284
Fluctuation Value [%]				
Temperature ()	Input Voltage AC85V	Input Voltage AC100V	Input Voltage AC240V	Input Voltage AC264V
-5	-0.64	-0.64	-0.64	-0.67
25	-0.55	-0.55	-0.55	-0.55
55	-0.48	-0.48	-0.48	-0.48

Model	PC1U-210P-X2S																																																	
Item	Ambient Temperature Drift																																																	
V3:12V 8A																																																		
		<p style="text-align: center;">at AC Input</p> <table border="1"> <thead> <tr> <th rowspan="2">Temperature ()</th> <th colspan="4">Output Voltage [V]</th> </tr> <tr> <th>Input Voltage AC85V</th> <th>Input Voltage AC100V</th> <th>Input Voltage AC240V</th> <th>Input Voltage AC264V</th> </tr> </thead> <tbody> <tr> <td>-5</td> <td>12.115</td> <td>12.115</td> <td>12.114</td> <td>12.114</td> </tr> <tr> <td>25</td> <td>12.099</td> <td>12.099</td> <td>12.099</td> <td>12.099</td> </tr> <tr> <td>55</td> <td>11.962</td> <td>11.962</td> <td>11.963</td> <td>11.963</td> </tr> </tbody> </table> <table border="1"> <thead> <tr> <th rowspan="2">Temperature ()</th> <th colspan="4">Fluctuation Value [%]</th> </tr> <tr> <th>Input Voltage AC85V</th> <th>Input Voltage AC100V</th> <th>Input Voltage AC240V</th> <th>Input Voltage AC264V</th> </tr> </thead> <tbody> <tr> <td>-5</td> <td>0.96</td> <td>0.96</td> <td>0.95</td> <td>0.95</td> </tr> <tr> <td>25</td> <td>0.83</td> <td>0.83</td> <td>0.83</td> <td>0.83</td> </tr> <tr> <td>55</td> <td>-0.32</td> <td>-0.32</td> <td>-0.31</td> <td>-0.31</td> </tr> </tbody> </table>	Temperature ()	Output Voltage [V]				Input Voltage AC85V	Input Voltage AC100V	Input Voltage AC240V	Input Voltage AC264V	-5	12.115	12.115	12.114	12.114	25	12.099	12.099	12.099	12.099	55	11.962	11.962	11.963	11.963	Temperature ()	Fluctuation Value [%]				Input Voltage AC85V	Input Voltage AC100V	Input Voltage AC240V	Input Voltage AC264V	-5	0.96	0.96	0.95	0.95	25	0.83	0.83	0.83	0.83	55	-0.32	-0.32	-0.31	-0.31
Temperature ()	Output Voltage [V]																																																	
	Input Voltage AC85V	Input Voltage AC100V	Input Voltage AC240V	Input Voltage AC264V																																														
-5	12.115	12.115	12.114	12.114																																														
25	12.099	12.099	12.099	12.099																																														
55	11.962	11.962	11.963	11.963																																														
Temperature ()	Fluctuation Value [%]																																																	
	Input Voltage AC85V	Input Voltage AC100V	Input Voltage AC240V	Input Voltage AC264V																																														
-5	0.96	0.96	0.95	0.95																																														
25	0.83	0.83	0.83	0.83																																														
55	-0.32	-0.32	-0.31	-0.31																																														
V4:-5V 0.3A																																																		
		<p style="text-align: center;">at AC Input</p> <table border="1"> <thead> <tr> <th rowspan="2">Temperature ()</th> <th colspan="4">Output Voltage [V]</th> </tr> <tr> <th>Input Voltage AC85V</th> <th>Input Voltage AC100V</th> <th>Input Voltage AC240V</th> <th>Input Voltage AC264V</th> </tr> </thead> <tbody> <tr> <td>-5</td> <td>-4.934</td> <td>-4.934</td> <td>-4.934</td> <td>-4.934</td> </tr> <tr> <td>25</td> <td>-4.941</td> <td>-4.942</td> <td>-4.943</td> <td>-4.943</td> </tr> <tr> <td>55</td> <td>-4.949</td> <td>-4.949</td> <td>-4.949</td> <td>-4.949</td> </tr> </tbody> </table> <table border="1"> <thead> <tr> <th rowspan="2">Temperature ()</th> <th colspan="4">Fluctuation Value [%]</th> </tr> <tr> <th>Input Voltage AC85V</th> <th>Input Voltage AC100V</th> <th>Input Voltage AC240V</th> <th>Input Voltage AC264V</th> </tr> </thead> <tbody> <tr> <td>-5</td> <td>-1.32</td> <td>-1.32</td> <td>-1.32</td> <td>-1.32</td> </tr> <tr> <td>25</td> <td>-1.18</td> <td>-1.16</td> <td>-1.14</td> <td>-1.14</td> </tr> <tr> <td>55</td> <td>-1.02</td> <td>-1.02</td> <td>-1.02</td> <td>-1.02</td> </tr> </tbody> </table>	Temperature ()	Output Voltage [V]				Input Voltage AC85V	Input Voltage AC100V	Input Voltage AC240V	Input Voltage AC264V	-5	-4.934	-4.934	-4.934	-4.934	25	-4.941	-4.942	-4.943	-4.943	55	-4.949	-4.949	-4.949	-4.949	Temperature ()	Fluctuation Value [%]				Input Voltage AC85V	Input Voltage AC100V	Input Voltage AC240V	Input Voltage AC264V	-5	-1.32	-1.32	-1.32	-1.32	25	-1.18	-1.16	-1.14	-1.14	55	-1.02	-1.02	-1.02	-1.02
Temperature ()	Output Voltage [V]																																																	
	Input Voltage AC85V	Input Voltage AC100V	Input Voltage AC240V	Input Voltage AC264V																																														
-5	-4.934	-4.934	-4.934	-4.934																																														
25	-4.941	-4.942	-4.943	-4.943																																														
55	-4.949	-4.949	-4.949	-4.949																																														
Temperature ()	Fluctuation Value [%]																																																	
	Input Voltage AC85V	Input Voltage AC100V	Input Voltage AC240V	Input Voltage AC264V																																														
-5	-1.32	-1.32	-1.32	-1.32																																														
25	-1.18	-1.16	-1.14	-1.14																																														
55	-1.02	-1.02	-1.02	-1.02																																														

Model	PC1U-210P-X2S			
Item	Ambient Temperature Drift			
V5: -12V 0.8A				
at AC Input				
Output Voltage [V]				
Temperature (°C)	Input Voltage AC85V	Input Voltage AC100V	Input Voltage AC240V	Input Voltage AC264V
-5	-11.843	-11.843	-11.844	-11.844
25	-11.839	-11.839	-11.839	-11.839
55	-11.832	-11.832	-11.832	-11.832
Fluctuation Value [%]				
Temperature (°C)	Input Voltage AC85V	Input Voltage AC100V	Input Voltage AC240V	Input Voltage AC264V
-5	-1.31	-1.31	-1.30	-1.30
25	-1.34	-1.34	-1.34	-1.34
55	-1.40	-1.40	-1.40	-1.40
V6: 5Vs 1.5A				
at AC Input				
Output Voltage [V]				
Temperature (°C)	Input Voltage AC85V	Input Voltage AC100V	Input Voltage AC240V	Input Voltage AC264V
-5	5.054	5.054	5.052	5.052
25	5.044	5.044	5.043	5.043
55	5.036	5.036	5.034	5.034
Fluctuation Value [%]				
Temperature (°C)	Input Voltage AC85V	Input Voltage AC100V	Input Voltage AC240V	Input Voltage AC264V
-5	1.08	1.08	1.04	1.04
25	0.88	0.88	0.86	0.86
55	0.72	0.72	0.68	0.68

Model	PC1U-210P-X2S
Item	Harmonic Current

Measuring Instrument : MP701(Keisoku Giken)

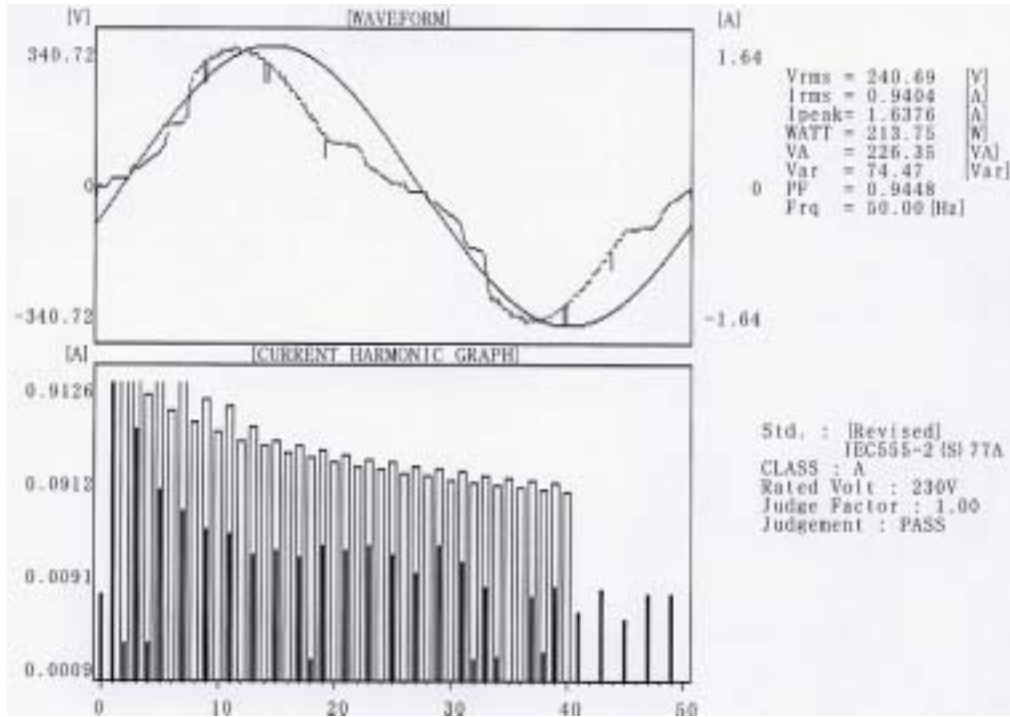


[CURRENT HARMONIC DATA]

No	(A)	No	(A)	No	(A)	No	(A)
00	0.0061	13	0.0459	26	0.0007	39	0.0109
01	2.2553	14	0.0004	27	0.0144	40	0.0009
02	0.0021	15	0.0266	28	0.0004	41	0.0073
03	0.1386	16	0.0007	29	0.0097	42	0.0008
04	0.0010	17	0.0174	30	0.0010	43	0.0053
05	0.0904	18	0.0008	31	0.0086	44	0.0004
06	0.0017	19	0.0182	32	0.0006	45	0.0066
07	0.1120	20	0.0011	33	0.0118	46	0.0009
08	0.0018	21	0.0222	34	0.0013	47	0.0081
09	0.0956	22	0.0008	35	0.0136	48	0.0007
10	0.0014	23	0.0224	36	0.0008	49	0.0088
11	0.0702	24	0.0000	37	0.0135		
12	0.0007	25	0.0193	38	0.0006		

Model	PC1U-210P-X2S
Item	Harmonic Current

Measuring Instrument : MP701(Keisoku Giken)



[CURRENT HARMONIC DATA]

No	(A)	No	(A)	No	(A)	No	(A)
00	0.0044	13	0.0109	26	0.0008	39	0.0052
01	0.9126	14	0.0002	27	0.0073	40	0.0003
02	0.0014	15	0.0123	28	0.0006	41	0.0029
03	0.2092	16	0.0007	29	0.0137	42	0.0008
04	0.0014	17	0.0105	30	0.0007	43	0.0050
05	0.0498	18	0.0010	31	0.0093	44	0.0007
06	0.0009	19	0.0139	32	0.0009	45	0.0025
07	0.0310	20	0.0008	33	0.0052	46	0.0007
08	0.0000	21	0.0123	34	0.0010	47	0.0044
09	0.0206	22	0.0008	35	0.0007	48	0.0007
10	0.0008	23	0.0137	36	0.0007	49	0.0045
11	0.0178	24	0.0009	37	0.0043		
12	0.0009	25	0.0109	38	0.0011		

Model	PC1U-210P-X2S
Item	Leakage Current Test

Temperature Room Temperature
 Input AC100V, 240V
 Load Rated Load , Minimum Load

Input Voltage (V)	at Rated Load (mA)	at Minimum Load (mA)
100V	0.16	0.12
240V	0.30	0.28

Measuring Instrument: YEW.TYPE3226 Applicable Products (Range: 1K)

Model	PC1U-210P-X2S
Item	Line Noise Tolerance

Temperature	Room Temperature
Input	AC100V,60Hz
Load	Rated Load
Noise Impressed Voltage	± 2000V
Repeat Cycle	10 ~ 35ms
Pulse Width	100,800ns

Normal	Pulse Impressed Mode			
	100ns		800ns	
	Polarity +	Polarity -	Polarity +	Polarity -
Common R Phase	Pulse Impressed Mode			
	100ns		800ns	
	Polarity +	Polarity -	Polarity +	Polarity -
Common S Phase	Pulse Impressed Mode			
	100ns		800ns	
	Polarity +	Polarity -	Polarity +	Polarity -

- No Trouble
- Faulty Operation of Over-Voltage and so on
- × Power Supply Breakdown

Measuring Instrument : INS420 (Noise Laboratory Co.,Ltd.)