

# Battery Package BS05A-P24/2.2L(K)

## 5-inch Bay Fixed Type Lead Battery Package

Lead Ni-Cd Ni-MH Other

RoHS Directive



BS05A-P24/2.2L(K)

- Battery with long life expectancy
- Mounted in 5-inch bay  
The built-in type battery fits into 5-inch bay size. No power failure and uninterruptible environment can be installed in the computer system.
- Multiple installation directions  
The battery can be installed in both vertical and horizontal directions. (One of the vertical directions is unacceptable. See "battery installation" below.)

Battery backup discharge characteristics  
Be aware that it is a reference value at initial use of the battery package. It is not a guaranteed value.



Model	Description	Stock
BS05A-P24/2.2L(K)		Standard stock

Model Name Coding	1. Series name	4. Output voltage (24 VDC)
<b>BS05 A - P 24 / 2.2 L (K)</b>	2. Modification code	5. Capacity
① ② ③ ④ ⑤ ⑥ ⑦	3. Lead battery	6. Long life expectancy battery
		7. Management code

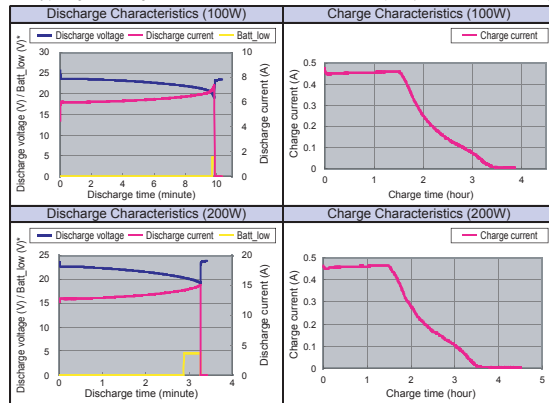
### Compatible Power Supply

eNSP-300P series	p.47
aNSP3-250P-S20	p.55
NSP2-250 series	p.63
NSP2-250-F2S	p.87
NSP3-150-F2S	p.95
cNSP-250-D4S*	p.269
vNSP-300P-X4S*	p.277

\*In case of connecting with cNSP-250-D4S or vNSP-300P-X4S, 2 units of battery packs and connectors are need to be processed.

### Battery Charge/Discharge Characteristics (used with eNSP-300-S20-11S)

Be aware that it is a reference value at initial use of the battery package; it is not a guaranteed value. (Examples of actual measurement)

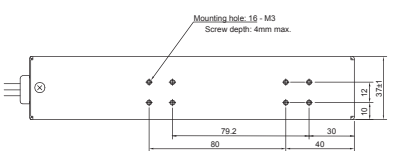


\* Batt\_low low voltage signal for TTL (open collector output signal from the power supply)

#### [Modification model]

■ Model  
PS2698L-03  
Mounting holes are added to BS05A-P24/2.2L(K) (1 to 5 units: 30 days for delivery, 6 units and more: 100 days for delivery). It prevents interfering with the front 5-inch bay panel.

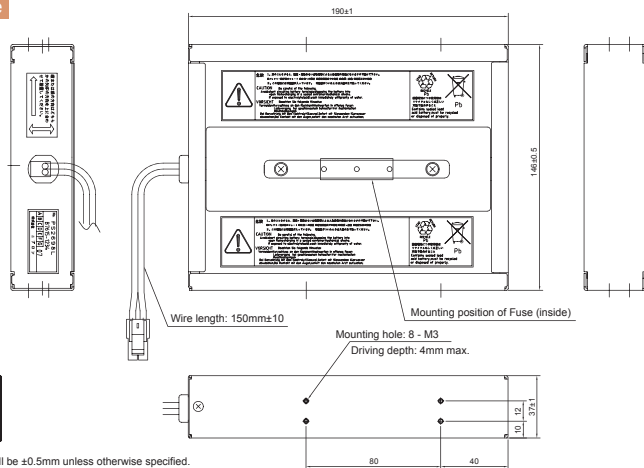
#### [Mounting hole dimension]



Consult with us for more details of this product.

### Outline Drawing

5-inch bay fixed type



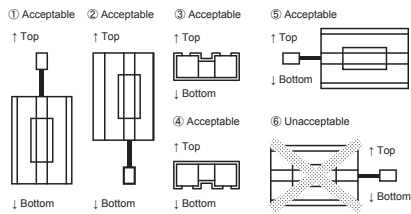
CN1 (JST)  
Plug: VLP-02V  
Contact: SVF-61T-P2.0  
Wire: UL1015, AWG#14

Pin	Output	Wire color
1	+	Red
2	-	Black

Note 1: Dimensional tolerance shall be ±0.5mm unless otherwise specified.

#### \*Battery installation

This unit contains a sealed lead-acid battery. Due to the structure of the sealed lead-acid battery, be sure to install the battery package in the ① to ⑤ directions. Note: If it is installed as shown in figure ⑥, the safety valve may open and causes the leaking of the content.



### General Specification Condition: at normal temperature and humidity unless otherwise specified

Items	Specification	Measurement conditions, etc.
Battery	12V × 2 connected in serial	Sealed lead-acid battery
Battery's Nominal Voltage	24V	
Rated Capacity	2.3Ah	20 hours ratio
Embedded Fuse Rating	20A 32V	Do not replace fuse
Operating Temp. / Humidity	0 to 40°C / 20 to 90% RH	No condensation
Storage Temp. / Humidity	-20 to 50°C / 10 to 95% RH	No condensation
Weight	2.6 kg typ.	
Life Expectancy*	Approx. 4 to 6 yrs. (5 times/year discharge), approx. 2 yrs. (1 time/day discharge)	Environmental temp. 30°C, 100W 3-minute discharge at a time
Warranty	1 year after delivery. If any faults belong to us, the defective unit shall be repaired or replaced at our cost.	Except for errors caused by operation not listed

\* Life expectancy is a reference value. It is not a guaranteed value.